



RFQ for the Design of the Art Panels at Blatchford Street, Canowindra

1. [Introduction & Project Objective](#)

The Activate Canowindra program consists of a series of town beautification works throughout Canowindra. As part of this program, works are proposed the existing garden bed along Blatchford Street at the corner with Gaskill Street adjacent to the RSL Building. This area will be landscaped, new street furniture is installed, and a new steel plate, laser-cut art panel display is to be installed. The intention of the project is to improve the presentation of this area as one of the main entries to the town center. The panels will be a permanent installation and will be located prominently in town.

The interpretive panels will be designed by an artist in collaboration with Council and the local community. The artist will be selected via a two-stage selection process, with a community consultation process taking place during this process to ensure the design concept is reflective of community input. The selected artist will then refine the design and assist in the delivery of the project. The artist will be attributed on the artwork.

Council encourages all interested artists and community members to apply.

2. [Project Description](#)

The project will consist of 4 steel plate panels, each measuring 1.2m wide by 2.4m high. The panels will have a design laser cut into them. The panels will be raised off the ground on steel posts, and will be located away from the RSL building. The exact design, orientation & location of the panels will be developed with the selected artist.

The subject matter of the panels should respond to the unique qualities & history of Canowindra. As a suggestion, the submissions may include reference to:

- The Devonian fish fossils;
- Aboriginal history & culture (consultation with Local Aboriginal Land Council (Cowra) required);
- Colonial history (European settlement, bushrangers etc);
- Lucerne farming, viticulture and other local industries;
- Hot air ballooning.

Applicants may consider varying the above requirements, however they should provide justification for doing so.

Refer also to the concept drawings attached in Appendix A.

3. Process

The selection of the artist for the panels will take place through a two-stage process. Firstly, an open invitation for interested artists to be considered for the design shortlist. A site meeting can be arranged with prospective applicants, with the time and date to be organised with Council's contact.

The Council contact will be Patrick Leal (Project Coordinator) – Cabonne Council.

Email: patrick.leal@cabonne.nsw.gov.au

Interested applicants will be asked to make a submission fulfilling the Stage 1 requirements.

Stage 1

Prospective artists are to submit a document responding to the following requirements:

- Name & Address.
- Relevant experience, especially in regards to illustration, public art, metalwork.
- Familiarity with preparing drawings for laser-cutting/ working with the laser-cutting process.
- A statement describing your ideas for this project and your design approach (max 1 page).

Please also attach some examples of your work to your submission (max 10mb attachment).

Submissions are to be emailed to council@cabonne.nsw.gov.au with the subject line "Activate Canowindra Art Panel Submission"

Based on their experience, prior work and design ideas, a maximum of 3 artists will be selected to progress to Stage 2.

Stage 2

The shortlisted applicants will further develop their design, with feedback being provided from Council. Applicants will be required to produce a concept sketch of their proposed design at 1:5 scale. A supporting statement is also to be provided.

The successful artist will be selected based on community & Council feedback in regards to the judging criteria.

Judging criteria will consist of:

- Aesthetic quality of the design;
- Design's responsiveness to the unique characteristics and history of Canowindra;
- Practicality of the design to be lasercut and displayed;
- Functionality of the design as an easily visible and legible display on the entrance to town.

A stipend of \$500 will be provided to each artist to cover their expenses and time for Stage 2.

Stage 3

The successful applicant will finalise the design based on community feedback. Council will work with the artist to develop the design, integrate the design into the final configuration of the panels, and prepare it for lasercutting.

\$5000 will be awarded to the successful applicant for this stage.

The timeline of the process will be as follows:

23 May	Stage 1 RFQ opens
16 June	Stage 1 RFQ closes.
23 June	Shortlisted artists selected to progress to Stage 2.
4 August	Deadline for submission of Stage 2 Concept Design.
August	Community Consultation to take place.
Late Aug	Selection of successful artist.
Late 2023	Development of design with successful artist & delivery of project.

4. [Appendix A – Example Projects](#)

The following projects are provided as successful examples of this type of art installation, however are not meant to be prescriptive. The design should also give consideration to public safety, including climbing risk, finger catching, & sharp edges.



Metal interpretive screens in Berri, SA



Metal interpretive screens in Berri, SA (detail)

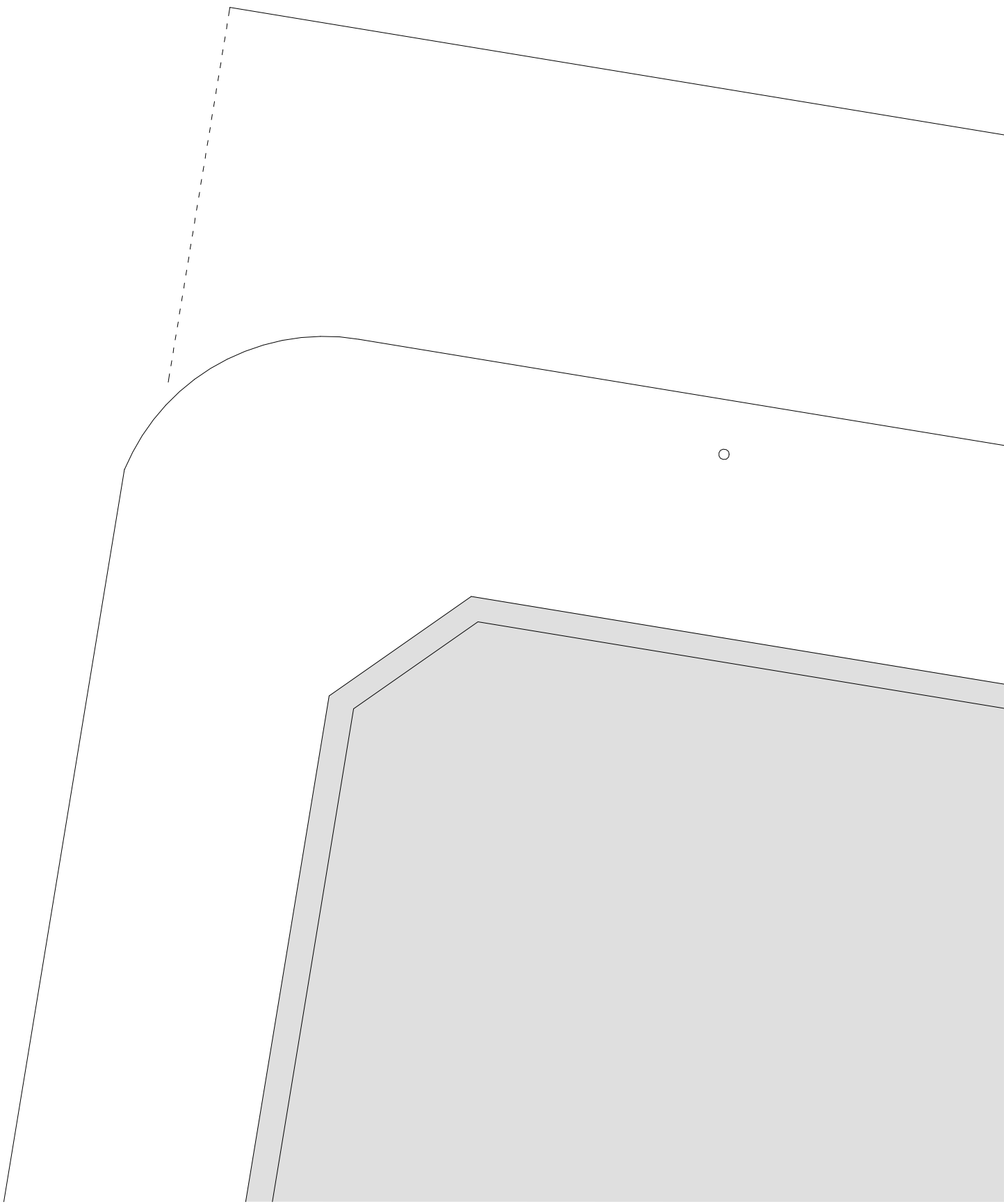
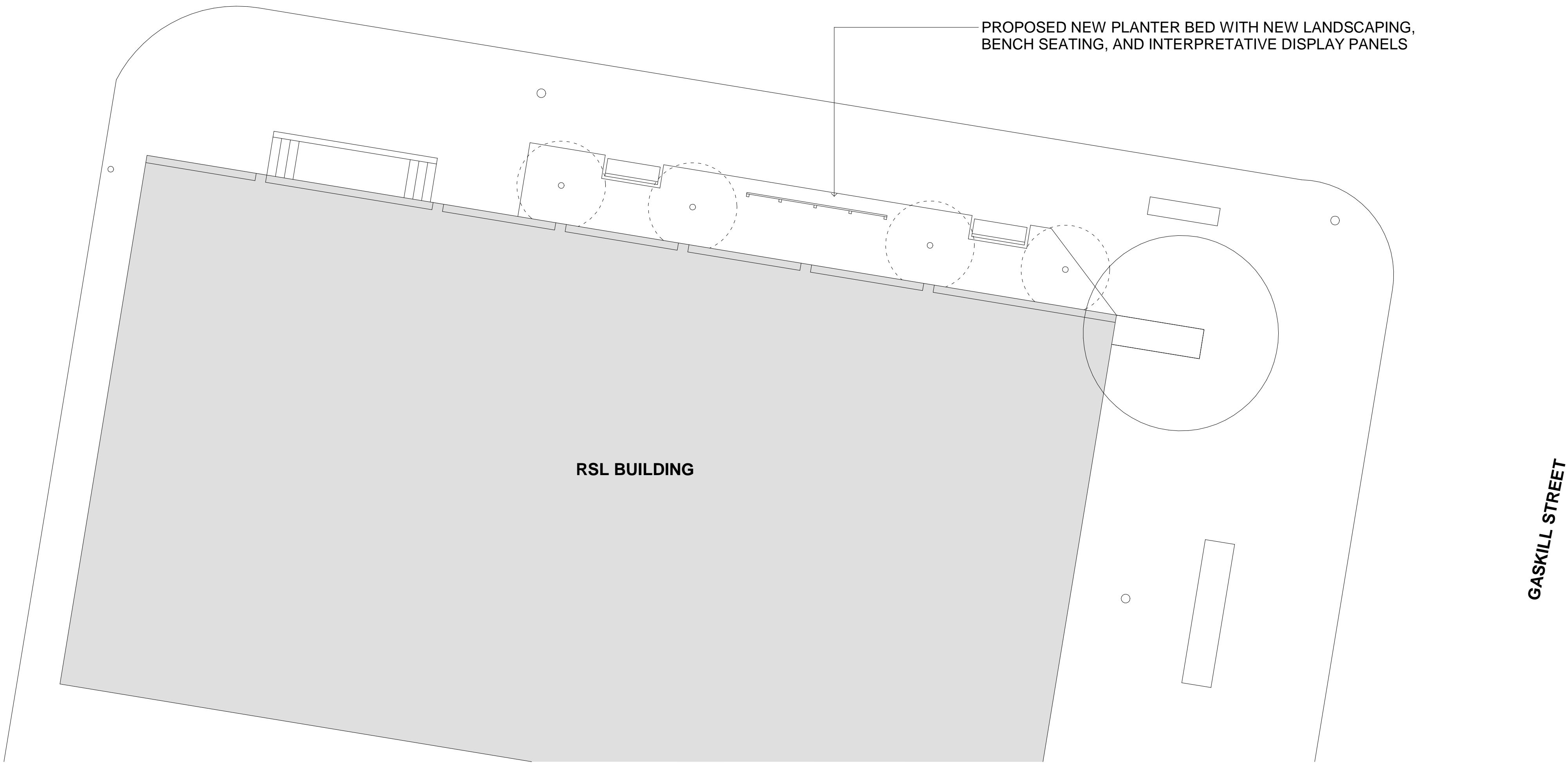
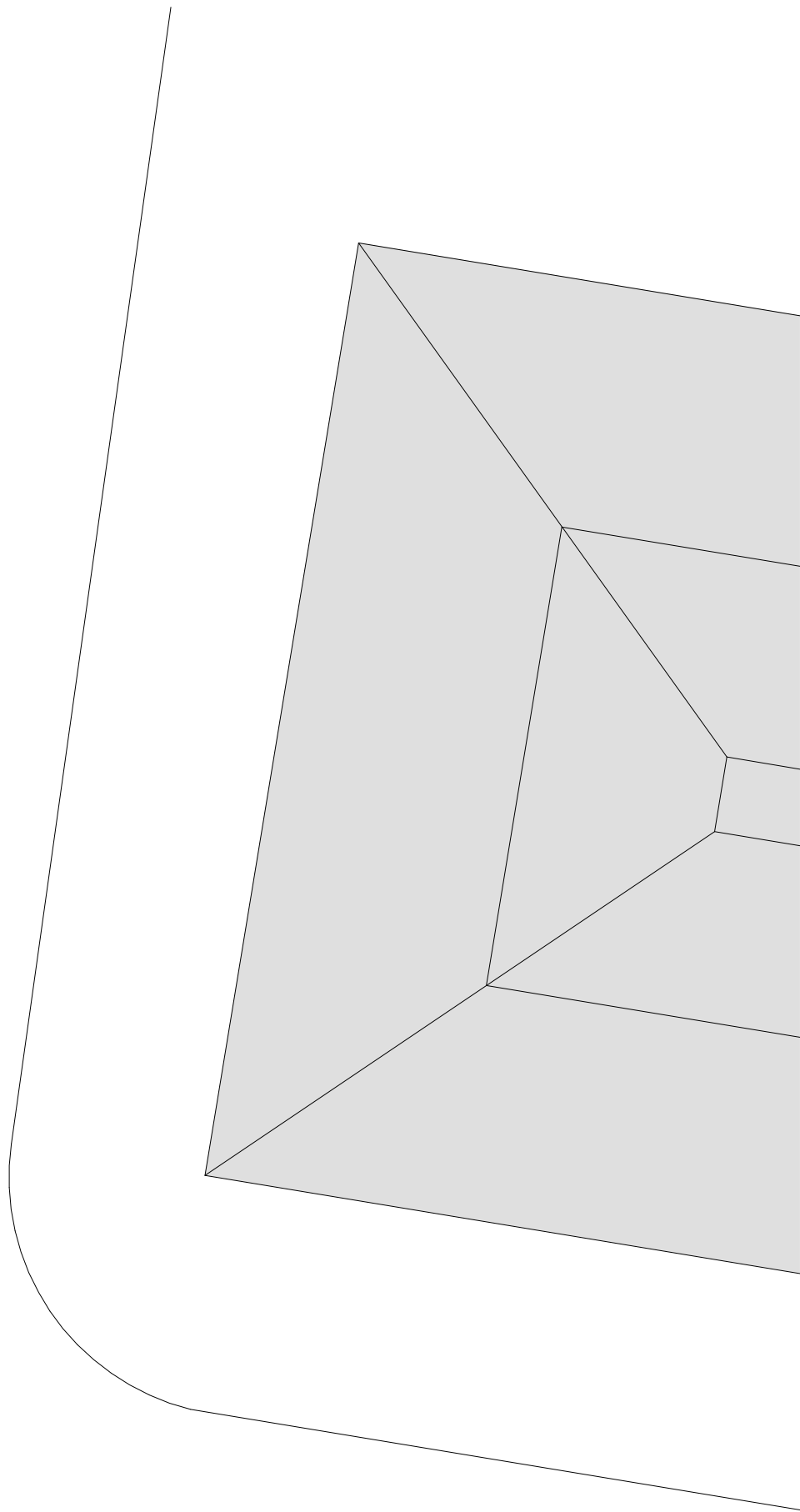
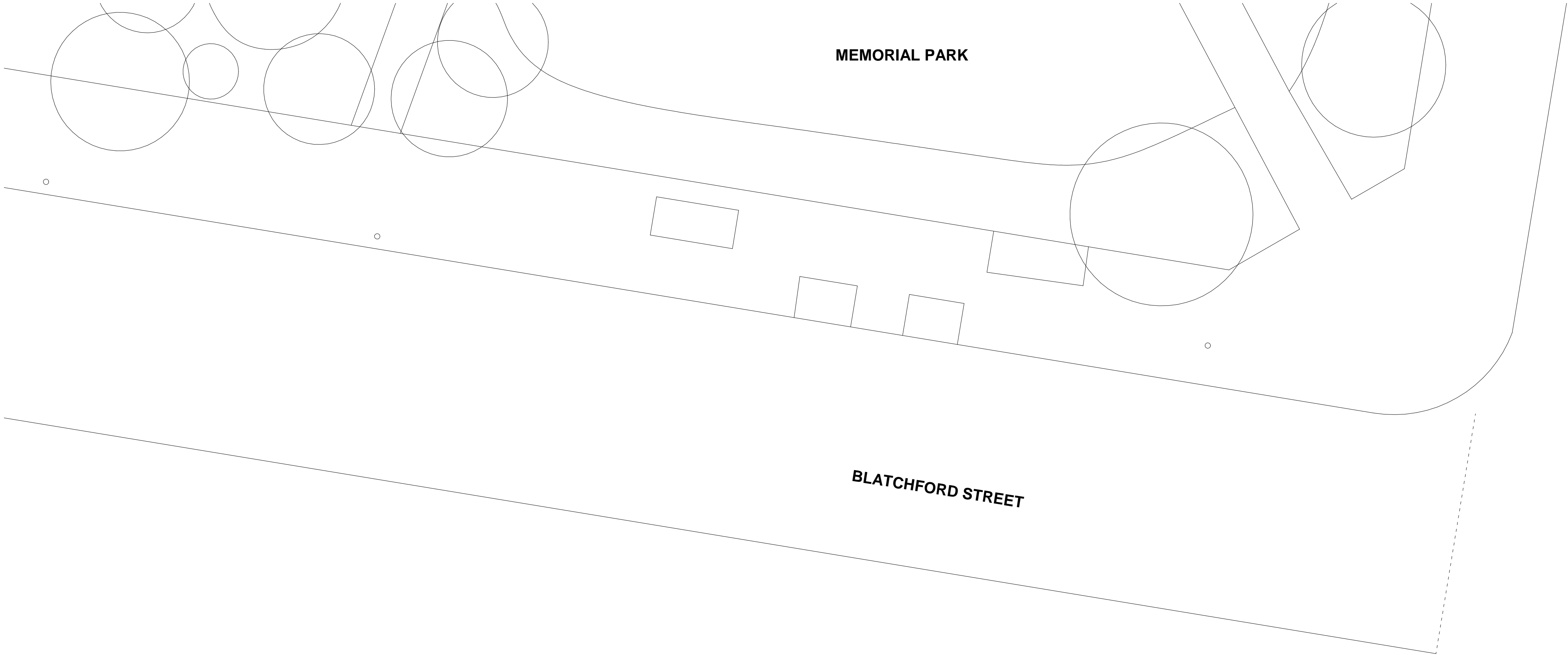


Metal interpretive screens in Manly, NSW



Decorative screens in Ironbark, NSW (Image courtesy Custom Plasma Cut Orange)

5. Appendix B – Architectural Drawings



ALL DIMENSIONS GIVEN ARE IN MILLIMETRES (UNLESS SHOWN OTHERWISE) & ARE TO BE CHECKED AND VERIFIED PRIOR TO CONSTRUCTION. DO NOT SCALE DRAWINGS FOR DIMENSIONS. DIMENSIONS WITH ASTERISKS ARE APPROXIMATE ONLY AND ARE TO BE CHECKED AND VERIFIED ON SITE PRIOR TO CONSTRUCTION.

ALL WORK SHOWN ON THE DRAWINGS COMPRISING THE SET SHALL COMPLY WITH THE BUILDING CODE OF AUSTRALIA & THE REQUIREMENTS OF RELEVANT AUTHORITIES & THEIR CONDITIONS OF CONSENT.

ALL WORKMANSHIP & MATERIALS SHALL COMPLY WITH THE REQUIREMENTS OF THE RELEVANT AUSTRALIAN STANDARDS.


THIS DRAWING TO BE READ IN CONJUNCTION WITH ALL OTHER DRAWINGS & DOCUMENTATION COMPRISING THE SET INCLUDING THE SPECIFICATION AND OTHER CONSULTANT'S DRAWINGS (WHERE SUPPLIED).

REV	DATE	DESCRIPTION
1	19.04.23	For Information

CLIENT/PROJECT	ACTIVATE CANOWINDRA
	BLATCHFORD ST, CANOWINDRA, NSW 2804
DESIGN	PJL

DRAWING TITLE	SITE PLAN
DRG No.	500579
SHEET	CD01





I PANEL ELEVATION
1 : 10

DRAFT - FOR INFORMATION ONLY



ALL DIMENSIONS GIVEN ARE IN MILLIMETRES (UNLESS SHOWN OTHERWISE) & ARE TO BE CHECKED AND VERIFIED PRIOR TO CONSTRUCTION. DO NOT SCALE DRAWINGS FOR DIMENSIONS. DIMENSIONS WITH ASTERISKS ARE APPROXIMATE ONLY AND ARE TO BE CHECKED AND VERIFIED ON SITE PRIOR TO CONSTRUCTION.

ALL WORK SHOWN ON THE DRAWINGS COMPRISING THE SET SHALL COMPLY WITH THE BUILDING CODE OF AUSTRALIA & THE REQUIREMENTS OF RELEVANT AUTHORITIES & THEIR CONDITIONS OF CONSENT.

ALL WORKMANSHIP & MATERIALS SHALL COMPLY WITH THE REQUIREMENTS OF THE RELEVANT AUSTRALIAN STANDARDS.

THIS DRAWING TO BE READ IN CONJUNCTION WITH ALL OTHER DRAWINGS & DOCUMENTATION COMPRISING THE SET INCLUDING THE SPECIFICATION AND OTHER CONSULTANT'S DRAWINGS (WHERE SUPPLIED).

REV	DATE	DESCRIPTION
1	19.04.23	For Information

CLIENT/PROJECT		DRAWING TITLE	
ACTIVATE CANOWINDRA		PLANTER PLAN	
BLATCHFORD ST, CANOWINDRA, NSW 2804			
DESIGN	PJL	SCALE	1 : 50 @ A1
		DRG No.	500579
		SHEET	CD02

