

EUGOWRA POOL REFURBISHMENT

3 OBERON STREET, EUGOWRA

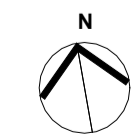
TENDER DOCUMENTATION

DRAWING SCHEDULE

DRAWING NO.	DRAWING NAME	REV
CC00	COVER	1
CC01	SCHEDULES AND NOTES	1
CC02	SITE PLAN	1
CC03	EXISTING GROUND FLOOR PLAN	1
CC04	EXISTING ROOF PLAN	1
CC05	DEMOLITION PLAN	1
CC10	PROPOSED GROUND FLOOR PLAN	1
CC11	PROPOSED ROOF PLAN	1
CC15	REFLECTED CEILING PLAN	1
CC16	SERVICES PLAN	1
CC17	CONCRETE PROFILE PLAN	1
CC20	ELEVATIONS SHEET 1	1
CC21	ELEVATIONS SHEET 2	1
CC30	SECTIONS SHEET 1	1
CC31	SECTIONS SHEET 2	1
CC35	DETAIL SECTION	1
CC40	CHANGEROOM DETAIL PLAN	1
CC41	ACCESSIBLE CHANGEROOMS	1

NOT FOR CONSTRUCTION

<small>ALL DIMENSIONS GIVEN ARE IN MILLIMETRES (UNLESS SHOWN OTHERWISE) & ARE TO BE CHECKED AND VERIFIED PRIOR TO CONSTRUCTION. DO NOT SCALE DRAWINGS FOR DIMENSIONS. DIMENSIONS WITH ASTERISKS ARE APPROXIMATE ONLY AND ARE TO BE CHECKED AND VERIFIED ON SITE PRIOR TO CONSTRUCTION.</small> <small>ALL WORK SHOWN ON THE DRAWINGS COMPRISING THE SET SHALL COMPLY WITH THE BUILDING CODE OF AUSTRALIA & THE REQUIREMENTS OF RELEVANT AUTHORITIES & THEIR CONDITIONS OF CONSENT.</small> <small>ALL WORKMANSHIP & MATERIALS SHALL COMPLY WITH THE REQUIREMENTS OF THE RELEVANT AUSTRALIAN STANDARDS.</small> <small>THIS DRAWING TO BE READ IN CONJUNCTION WITH ALL OTHER DRAWINGS & DOCUMENTATION COMPRISING THE SET INCLUDING THE SPECIFICATION AND OTHER CONSULTANT'S DRAWINGS (WHERE SUPPLIED).</small>	<table border="1"> <thead> <tr> <th>REV</th> <th>DATE</th> <th>DESCRIPTION</th> </tr> </thead> <tbody> <tr> <td>1</td> <td>30.01.25</td> <td>FOR TENDER</td> </tr> <tr> <td> </td> <td> </td> <td> </td> </tr> <tr> <td> </td> <td> </td> <td> </td> </tr> <tr> <td> </td> <td> </td> <td> </td> </tr> <tr> <td> </td> <td> </td> <td> </td> </tr> </tbody> </table>	REV	DATE	DESCRIPTION	1	30.01.25	FOR TENDER													CLIENT/PROJECT EUGOWRA POOL REFURBISHMENT 3 OBERON STREET, EUGOWRA	DRAWING TITLE COVER
	REV	DATE	DESCRIPTION																		
1	30.01.25	FOR TENDER																			
DESIGN	PJL	SCALE	@ A1	PROJECT	CAP-014	REVISION	1														



SHEET
CC00

DOOR SCHEDULE

DOOR SCHEDULE				
Door Number	From Room: Name	Leaf Material	Leaf Size	Frame Material
D01	MALE CHANGE	PF03	2040 x 0820	Steel
D02	ACC CHANGE	PF03	2040 x 0920	Steel
D03	FEMALE CHANGE	PF03	2040 x 0820	Steel
D04	STORE	PF03	2040 x 0820	Steel

Grand total: 4

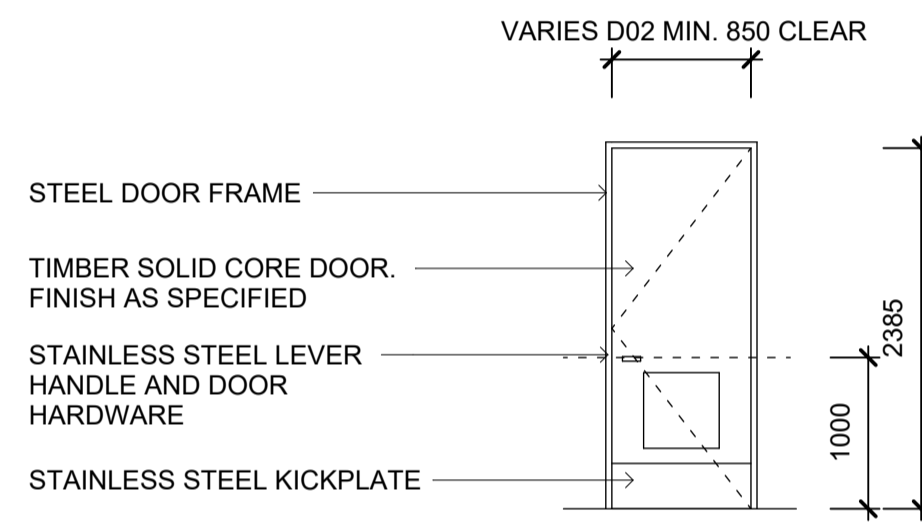
DOOR TYPE SCHEDULE

DT1
MODEL: STEEL FRAMED, EXTERNAL HINGED DOOR. TIMBER SOLID CORE DOOR.
COLOUR / FINISH (LEAF): PF2
COLOUR / FINISH (FRAME): PF3 OR EQUIVALENT POWDERCOAT
REQUIREMENTS: CLEAR OPENING MIN 850mm TO D02
COMMENTS: MASTER LOCK TO COUNCIL REQS, PROVIDE SS KICKPLATE, DOOR CLOSER

DOOR HARDWARE

REFER TO SCOPE OF WORKS DOCUMENT (DOOR HARDWARE SCHEDULE) FOR DETAILS OF HARDWARE SPECIFICATION.

TYPICAL ELEVATION



NOTE: PRIVACY INDICATOR & LOCK REQUIRED FOR D02, IN ADDITION TO LEVER HANDLE. DOOR HARDWARE SUPPLY AND INSTALLATION TO COMPLY WITH AS1428.1

1 Door Elevation
 1 : 50

1. READ ALL ARCHITECTURAL DRAWINGS IN CONJUNCTION WITH NOTES, SCHEDULES & ARCHITECTURAL SPECIFICATION. VERIFY ANY DIMENSIONS BEFORE ANY WORK COMMENCES;
2. READ ARCHITECTURAL DRAWINGS IN CONJUNCTION WITH ALL ENGINEER, CONSULTANT AND SURVEY DOCUMENTATION;
3. ALL NEW WORKS TO COMPLY WITH NCC, RELEVANT AUSTRALIAN STANDARDS AND LOCAL AUTHORITY REGULATIONS;
4. CONCRETE SLAB STRUCTURE INCLUDING FOUNDING DEPTH, BLINDING SIZES, EDGE BEAMS & THICKNESS ARE SHOWN INDICATIVE ONLY AND SHOULD BE CONFIRMED BY THE GEOTECHNICAL REPORT AND STRUCTURAL DOCUMENTATION.
5. NON-SLIP FINISHES TO ALL STEPS, RAMPS AND LANDINGS TO NCC & AUS. STDS;
6. CONTRACTOR TO PROVIDE TERMITE TREATMENT TO COMPLY WITH AS 3660 & NCC;
7. SHOP DRAWINGS TO BE SUBMITTED TO ARCHITECT / CONSULTANTS / SUPERINTENDENT FOR APPROVAL PRIOR TO ANY WORK COMMENCING;
8. ALL INTERNAL PARTITION SETOUTS ARE DIMENSIONED TO THE FACE OF THE STRUCTURE IE; STUD, BLOCK, CONCRETE, ALUMINIUM FRAME;
9. ALL TIMBER FRAMING TO BE IN ACCORDANCE WITH AS1684. TIMBER STUD SIZES NOMINATED IN THE WALL TYPES SCHEDULE AND PLANS ARE INDICATIVE ONLY AND ARE TO CONFIRMED BY THE STRUCTURAL ENGINEER AND CONTRACTOR;
10. PROVIDE MIN. 9mm VILLABOARD FC OR WET AREA PLASTERBOARD LINING TO ANY WALLS IN WET AREAS TO REQS. OF AS3740. ENSURE TILE THICKNESS SUITS SUBSTRATE. REFER TO MANUFACTURER'S DETAILS;
11. MANUALS, MAINTENANCE INFORMATION AND WARRANTIES OF ALL NEW FITTINGS, FIXTURES, AND MATERIALS TO BE SUPPLIED TO OWNER BY CONTRACTOR;
12. ALL FITTINGS, FIXTURES AND MATERIALS TO BE INSTALLED TO MANUFACTURER'S INSTRUCTIONS AND RELEVANT AUS. STDS;
13. ALL MASONRY WORKS TO AS 3700;
14. PROVIDE STRUCTURAL LINTELS TO NEW WINDOW AND DOOR OPENINGS TO MANUFACTURERS / ENGINEERS SPECS;
15. PROVIDE ALL THE NECESSARY NOGGINS AND SUBSTRUCTURE IN FRAMED WALLS TO SUPPORT FITTINGS, FIXTURES AND APPLIANCES. CONTRACTOR TO CONFIRM LOCATIONS WITH OWNERS;
16. MECHANICAL VENTILATION TO COMPLY WITH AS1668 AND AS3666 & BASIX REQS;
17. LIGHT SWITCHES AND DOOR FURNITURE TO BE LOCATED AT 1050mm UNLESS NOTED OTHERWISE AND GPO AND DATA OUTLETS TO BE LOCATED 300mm AFFL UNO;
18. ALL WATERPROOFING OF WET AREAS TO AS 3740 & NCC; ALL WORKS TO BE IN ACCORDANCE WITH AS 3959 CONSTRUCTION OF BUILDINGS IN BUSHFIRE PRONE AREAS;
19. WALL, CEILING AND FLOORING MATERIALS TO COMPLY WITH NCC C1.10 FIRE HAZARD PROPERTIES INCLUDING CRITICAL RADIANT FLUX (CRF IN KW/M2)

REFER ALSO TO SCOPE OF WORKS AND FINISHES, FIXTURES AND EQUIPMENT SCHEDULE.

GENERAL NOTES

NOT FOR CONSTRUCTION

MATERIALS	SC STEEL COLUMN	FCL FINISHED CEILING LEVEL ABOVE
AL ALUMINIUM	TIL TILE	FFL FINISHED FLOOR LEVEL
BK BRICK	TS TIMBER SCREEN	(N) NEW
CONC CONCRETE	TVV TIMBER V-JOINT	RL RELATIVE LEVEL
CPT CARPET	WPM WATERPROOF MEMBRANE	SKL SKYLIGHT
CFC COMPRESSED FIBRE CEMENT		SRL STRUCTURAL REDUCED LEVEL
CLD CLADDING	MISCELLANEOUS	SWO STORMWATER OUTLET
FC FIBRE CEMENT SHEETING	AHD AUSTRALIAN HEIGHT DATUM	TME TO MATCH EXISTING
G GLASS	AH ACCESS HATCH	TOW TOP OF WALL
MS MILD STEEL	CPD CLIPBOARD	UNO UNLESS NOTED OTHERWISE
MDF MEDIUM DENSITY FIBREBOARD	DP DOWNPIPE	VOS VERIFY ON SITE
PF PAINT FINISH	(E) EXISTING	
PBD PLASTERBOARD	EJ EXPANSION JOINT	
RF ROOF SHEETING	F FIXED	

DRAFT

ALL DIMENSIONS GIVEN ARE IN MILLIMETRES (UNLESS SHOWN OTHERWISE) & ARE TO BE CHECKED AND VERIFIED PRIOR TO CONSTRUCTION. DO NOT SCALE DRAWINGS FOR DIMENSIONS. DIMENSIONS WITH ASTERISKS ARE APPROXIMATE ONLY AND ARE TO BE CHECKED AND VERIFIED ON SITE PRIOR TO CONSTRUCTION.
 ALL WORK SHOWN ON THE DRAWINGS COMPRISING THE SET SHALL COMPLY WITH THE BUILDING CODE OF AUSTRALIA & THE REQUIREMENTS OF RELEVANT AUTHORITIES & THEIR CONDITIONS OF CONSENT.
 ALL WORKMANSHIP & MATERIALS SHALL COMPLY WITH THE REQUIREMENTS OF THE RELEVANT AUSTRALIAN STANDARDS.
 THIS DRAWING TO BE READ IN CONJUNCTION WITH ALL OTHER DRAWINGS & DOCUMENTATION COMPRISING THE SET INCLUDING THE SPECIFICATION AND OTHER CONSULTANT'S DRAWINGS (WHERE SUPPLIED).

REV	DATE	DESCRIPTION
1	30.01.25	FOR TENDER

CLIENT/PROJECT
EUGOWRA POOL REFURBISHMENT
 3 OBERON STREET, EUGOWRA

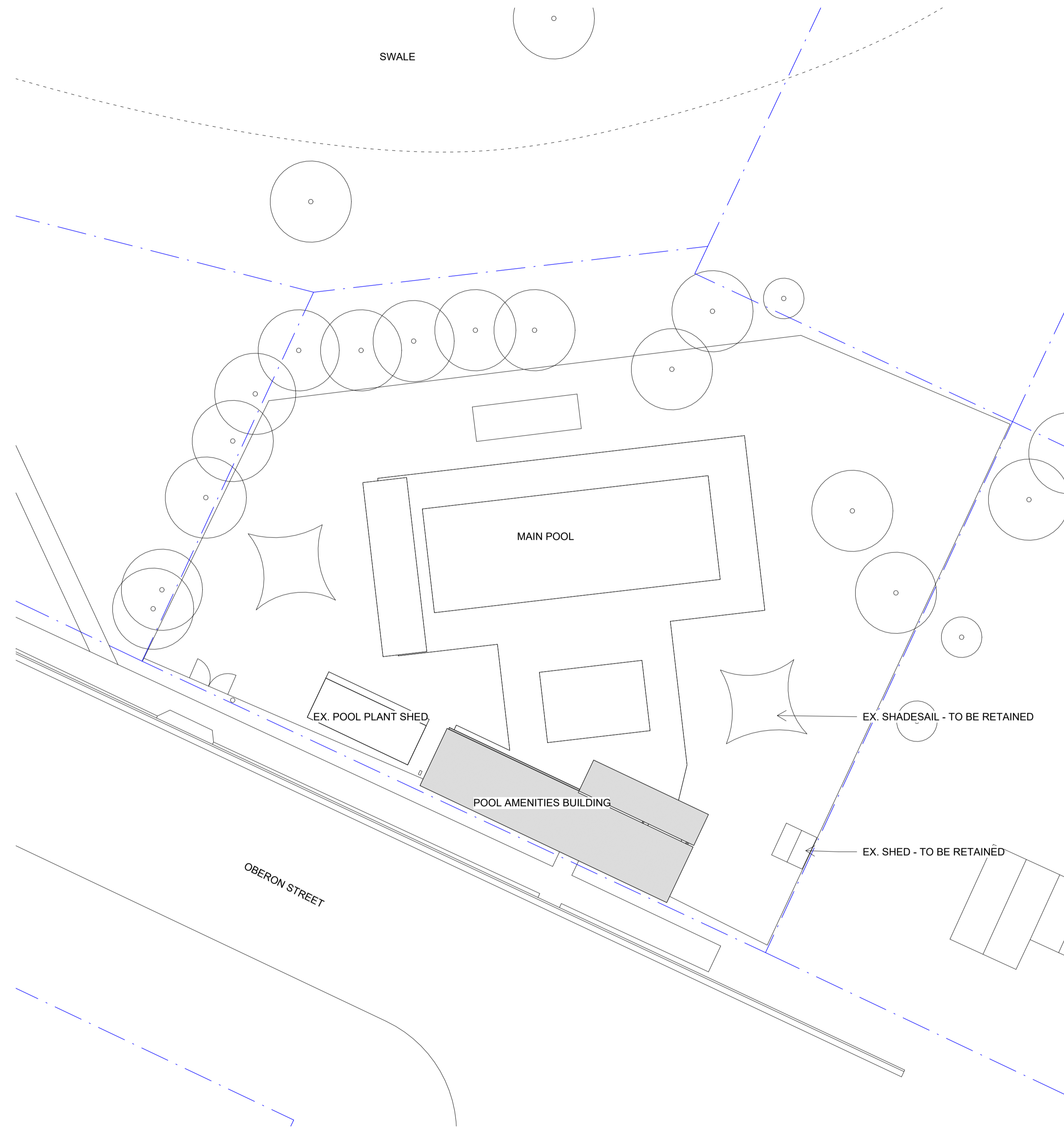
DESIGN **PJL**

DRAWING TITLE
SCHEDULES AND NOTES

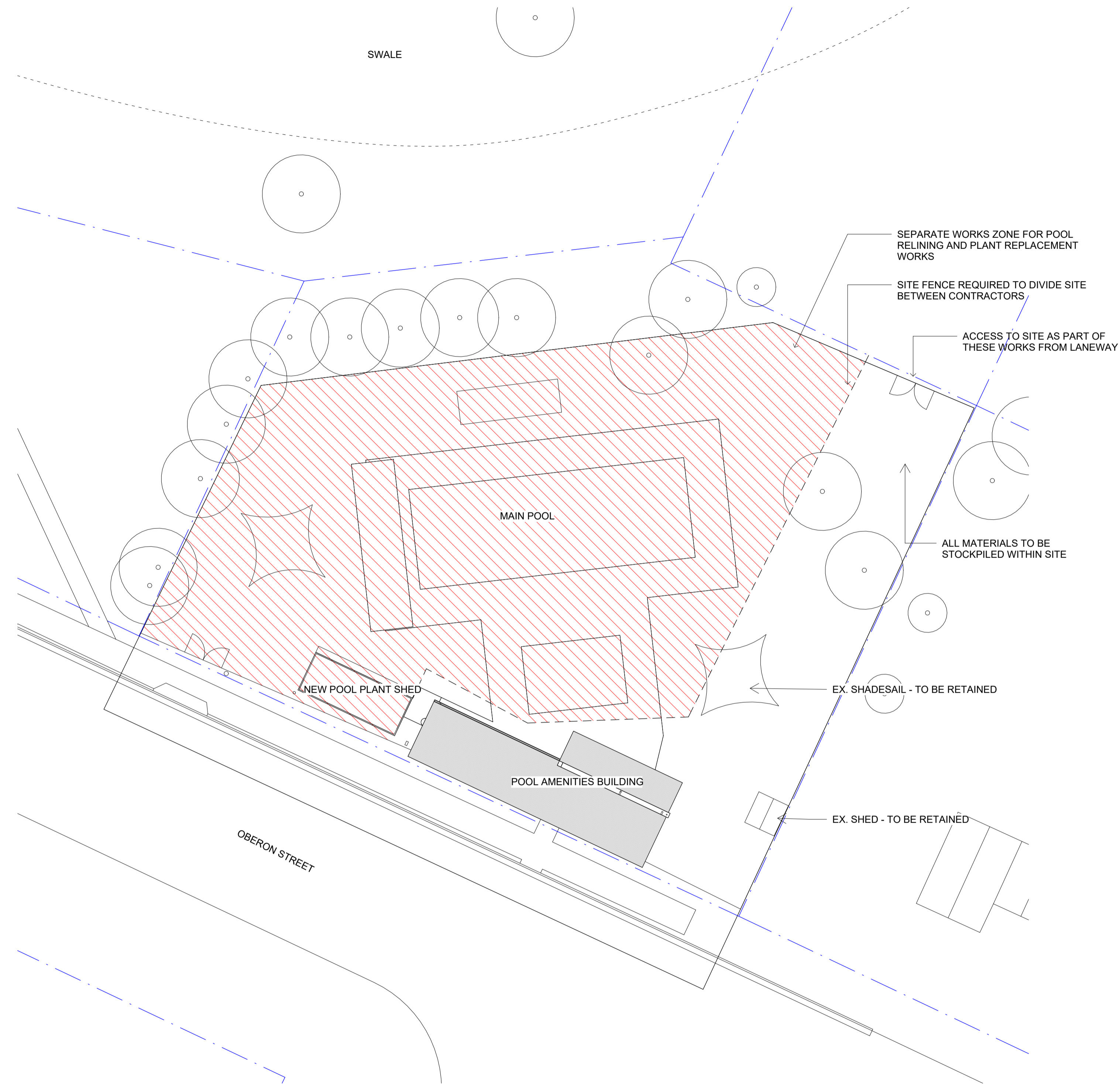
PROJECT **CAP-014** REVISION **1**



N
 SHEET
CC01



1 EXISTING SITE PLAN
1 : 250



2 CONSTRUCTION MANAGEMENT PLAN
1 : 250

NOT FOR CONSTRUCTION

MATERIALS	SC STEEL COLUMN	FCL FINISHED CEILING LEVEL ABOVE
AL ALUMINIUM	TIL TILE	FFL FINISHED FLOOR LEVEL
BK BRICK	TS TIMBER SCREEN	(N) NEW
CONC CONCRETE	TVV TIMBER V-JOINT	RL RELATIVE LEVEL
CPT CARPET	WPM WATERPROOF MEMBRANE	SKL SKYLIGHT
CFC COMPRESSED FIBRE CEMENT	MISCELLANEOUS	SRL STRUCTURAL REDUCED LEVEL
CLD CLADDING	AHD AUSTRALIAN HEIGHT DATUM	SWO STORMWATER OUTLET
FC FIBRE CEMENT SHEETING	AH ACCESS HATCH	TME TO MATCH EXISTING
G GLASS	CPD CLIPBOARD	TOW TOP OF WALL
MS MILD STEEL	DP DOWNPIPE	UNO UNLESS NOTED OTHERWISE
MDF MEDIUM DENSITY FIBREBOARD	(E) EXISTING	VOS VERIFY ON SITE
PF PAINT FINISH	EJ EXPANSION JOINT	
PBD PLASTERBOARD	F FIXED	
RF ROOF SHEETING		

DRAFT

ALL DIMENSIONS GIVEN ARE IN MILLIMETRES (UNLESS SHOWN OTHERWISE) & ARE TO BE CHECKED AND VERIFIED PRIOR TO CONSTRUCTION. DO NOT SCALE DRAWINGS FOR DIMENSIONS. DIMENSIONS WITH ASTERISKS ARE APPROXIMATE ONLY AND ARE TO BE CHECKED AND VERIFIED ON SITE PRIOR TO CONSTRUCTION.
ALL WORK SHOWN ON THE DRAWINGS COMPRISING THE SET SHALL COMPLY WITH THE BUILDING CODE OF AUSTRALIA & THE REQUIREMENTS OF RELEVANT AUTHORITIES & THEIR CONDITIONS OF CONSENT.
ALL WORKMANSHIP & MATERIALS SHALL COMPLY WITH THE REQUIREMENTS OF THE RELEVANT AUSTRALIAN STANDARDS.
THIS DRAWING TO BE READ IN CONJUNCTION WITH ALL OTHER DRAWINGS & DOCUMENTATION COMPRISING THE SET INCLUDING THE SPECIFICATION AND OTHER CONSULTANT'S DRAWINGS (WHERE SUPPLIED).

REV	DATE	DESCRIPTION
1	30.01.25	FOR TENDER

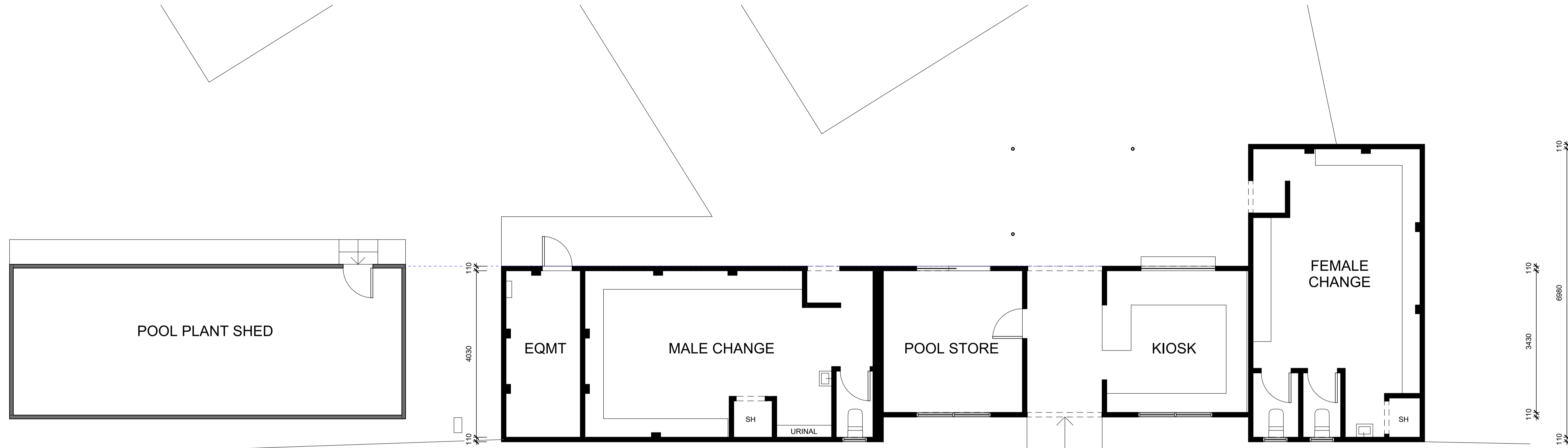
CLIENT/PROJECT
EUGOWRA POOL REFURBISHMENT
3 OBERON STREET, EUGOWRA

DRAWING TITLE
SITE PLAN

DESIGN **PJL** SCALE **1 : 250 @ A1** PROJECT **CAP-014** REVISION **1**



110 1800 110 6970 250 3365 110 1820 110 3430 110 4040 110



NOT FOR CONSTRUCTION

MATERIALS	SC STEEL COLUMN	FCL FINISHED CEILING LEVEL ABOVE
AL ALUMINIUM	TIL TILE	FFL FINISHED FLOOR LEVEL
BK BRICK	TS TIMBER SCREEN	(N) NEW
CONC CONCRETE	TVV TIMBER V-JOINT	RL RELATIVE LEVEL
CPT CARPET	WPM WATERPROOF MEMBRANE	SKL SKYLIGHT
CFC COMPRESSED FIBRE CEMENT		SRL STRUCTURAL REDUCED LEVEL
CLD CLADDING	MISCELLANEOUS	SWO STORMWATER OUTLET
FC FIBRE CEMENT SHEETING	AHD AUSTRALIAN HEIGHT DATUM	TME TO MATCH EXISTING
G GLASS	AH ACCESS HATCH	TOW TOP OF WALL
MS MILD STEEL	CPD CLIPBOARD	UNO UNLESS NOTED OTHERWISE
MDF MEDIUM DENSITY FIBREBOARD	DP DOWNPIPE	VOS VERIFY ON SITE
PF PAINT FINISH	(E) EXISTING	
PBD PLASTERBOARD	EJ EXPANSION JOINT	
RF ROOF SHEETING	F FIXED	

DRAFT

ALL DIMENSIONS GIVEN ARE IN MILLIMETRES (UNLESS SHOWN OTHERWISE) & ARE TO BE CHECKED AND VERIFIED PRIOR TO CONSTRUCTION. DO NOT SCALE DRAWINGS FOR DIMENSIONS. DIMENSIONS WITH ASTERISKS ARE APPROXIMATE ONLY AND ARE TO BE CHECKED AND VERIFIED ON SITE PRIOR TO CONSTRUCTION.

ALL WORK SHOWN ON THE DRAWINGS COMPRISING THE SET SHALL COMPLY WITH THE BUILDING CODE OF AUSTRALIA & THE REQUIREMENTS OF RELEVANT AUTHORITIES & THEIR CONDITIONS OF CONSENT.

ALL WORKMANSHIP & MATERIALS SHALL COMPLY WITH THE REQUIREMENTS OF THE RELEVANT AUSTRALIAN STANDARDS.

THIS DRAWING TO BE READ IN CONJUNCTION WITH ALL OTHER DRAWINGS & DOCUMENTATION COMPRISING THE SET INCLUDING THE SPECIFICATION AND OTHER CONSULTANT'S DRAWINGS (WHERE SUPPLIED).

REV	DATE	DESCRIPTION
1	30.01.25	FOR TENDER

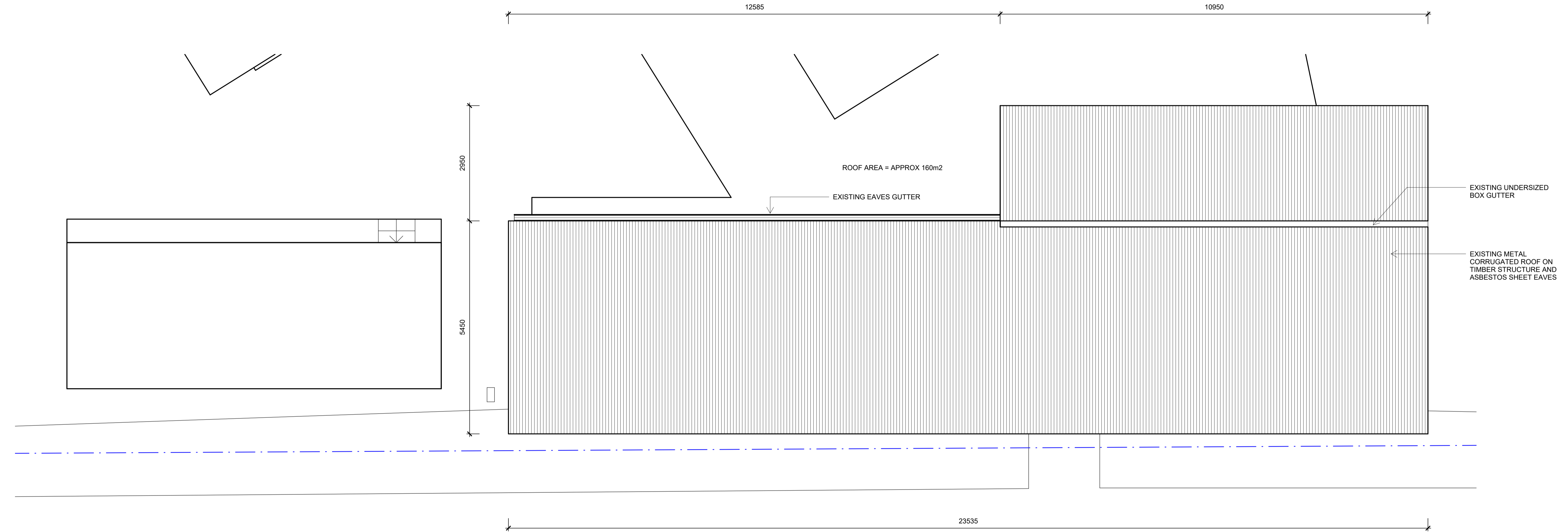
CLIENT/PROJECT
EUGOWRA POOL REFURBISHMENT
 3 OBERON STREET, EUGOWRA

DESIGN **PJL**

DRAWING TITLE
EXISTING GROUND FLOOR PLAN

PROJECT **CAP-014** REVISION **1**





NOT FOR CONSTRUCTION

MATERIALS	SC STEEL COLUMN	FCL FINISHED CEILING LEVEL ABOVE
AL ALUMINIUM	TIL TILE	FFL FINISHED FLOOR LEVEL
BK BRICK	TS TIMBER SCREEN	(N) NEW
CONC CONCRETE	TVV TIMBER V-JOINT	RL RELATIVE LEVEL
CPT CARPET	WPM WATERPROOF MEMBRANE	SKL SKYLIGHT
CFC COMPRESSED FIBRE CEMENT	MISCELLANEOUS	SRL STRUCTURAL REDUCED LEVEL
CLD CLADDING	AHD AUSTRALIAN HEIGHT DATUM	SWO STORMWATER OUTLET
FC FIBRE CEMENT SHEETING	AH ACCESS HATCH	TME TO MATCH EXISTING
G GLASS	CPD CLIPBOARD	TOW TOP OF WALL
MS MILD STEEL	DP DOWNPIPE	UNO UNLESS NOTED OTHERWISE
MDF MEDIUM DENSITY FIBREBOARD	(E) EXISTING	VOS VERIFY ON SITE
PF PAINT FINISH	EJ EXPANSION JOINT	
PBD PLASTERBOARD	F FIXED	
RF ROOF SHEETING		

DRAFT

ALL DIMENSIONS GIVEN ARE IN MILLIMETRES (UNLESS SHOWN OTHERWISE) & ARE TO BE CHECKED AND VERIFIED PRIOR TO CONSTRUCTION. DO NOT SCALE DRAWINGS FOR DIMENSIONS. DIMENSIONS WITH ASTERISKS ARE APPROXIMATE ONLY AND ARE TO BE CHECKED AND VERIFIED ON SITE PRIOR TO CONSTRUCTION.

ALL WORK SHOWN ON THE DRAWINGS COMPRISING THE SET SHALL COMPLY WITH THE BUILDING CODE OF AUSTRALIA & THE REQUIREMENTS OF RELEVANT AUTHORITIES & THEIR CONDITIONS OF CONSENT.

ALL WORKMANSHIP & MATERIALS SHALL COMPLY WITH THE REQUIREMENTS OF THE RELEVANT AUSTRALIAN STANDARDS.

THIS DRAWING TO BE READ IN CONJUNCTION WITH ALL OTHER DRAWINGS & DOCUMENTATION COMPRISING THE SET INCLUDING THE SPECIFICATION AND OTHER CONSULTANT'S DRAWINGS (WHERE SUPPLIED).

REV	DATE	DESCRIPTION
1	30.01.25	FOR TENDER

CLIENT/PROJECT
**EUGOWRA POOL
 REFURBISHMENT**
 3 OBERON STREET, EUGOWRA

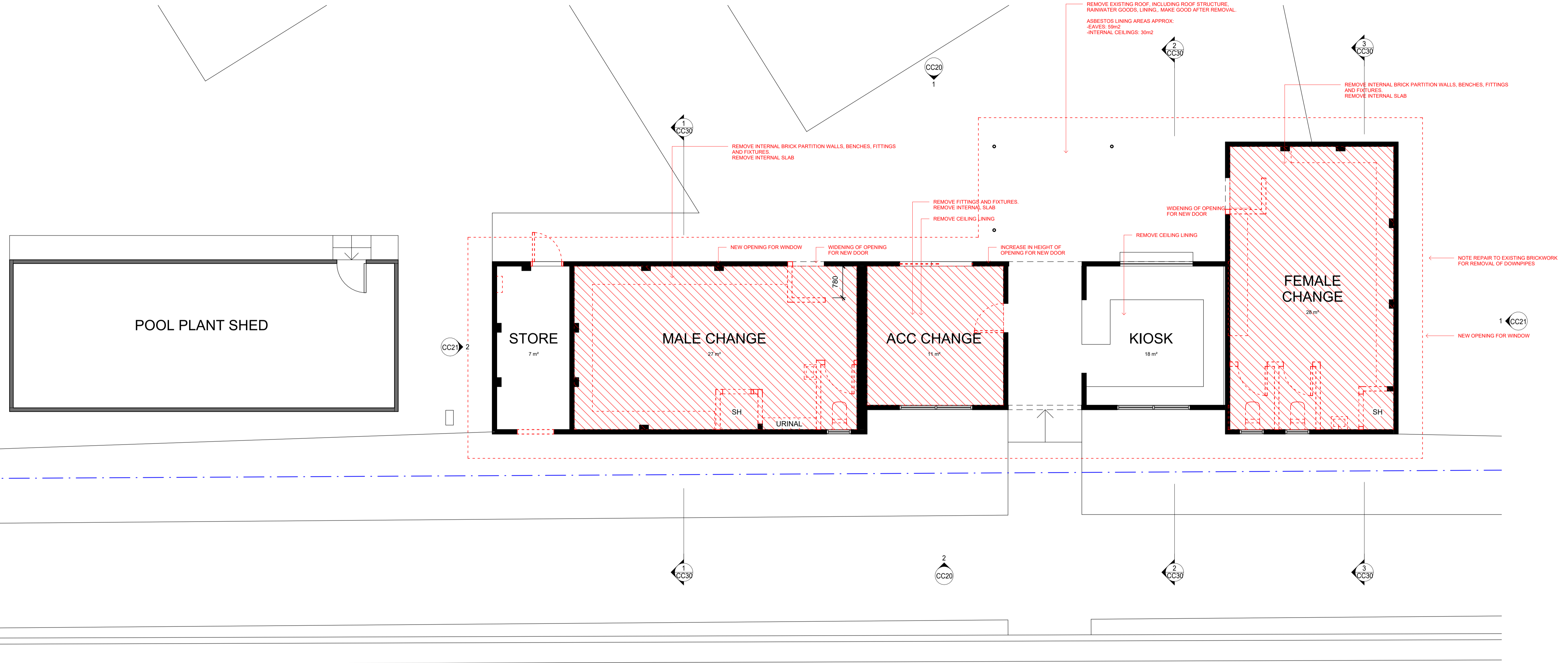
DRAWING TITLE
EXISTING ROOF PLAN

DESIGN **PJL** SCALE 1:50 @ A1 PROJECT **CAP-014** REVISION **1**



GENERAL NOTES - DEMOLITION

- DEMOLITION TO BE IN ACCORDANCE WITH SPECIFICATION AND STRUCTURAL ENGINEERS DOCUMENTATION
- REMOVE ROOF, ALL INTERNAL FINISHES, BRICK PARTITION WALLS, FURNITURE, FIXTURES, SERVICES, CONCRETE SLABS IN AREAS NOMINATED ON DRAWING.
- RETAIN TIMBER TOP PLATES ON BRICK WALLS TO ALLOW FIXING OF NEW ROOF PANELS.
- NOTE PRESENCE OF ASBESTOS EAVES LINING AND ASBESTOS CEILING TO AREAS NOTED. CLEARANCE CERTIFICATE REQUIRED ONCE ASBESTOS REMOVED.
- SERVICES CONNECTIONS TO MAINS WATER SUPPLY AND SEWER TO BE RETAINED AND NOT MODIFIED.
- POSSIBILITY OF RETAINING EXISTING SEWER RUN ALONG FRONT OF BUILDING - AND SIMPLY MODIFYING CONNECTIONS INTO IT.
- EXISTING DB TO BE REMOVED AND REPLACED BY SEPARATE CONTRACTOR. CONNECTIONS TO DB TO BE REMOVED AS PART OF THIS CONTRACT.



NOT FOR CONSTRUCTION

MATERIALS	SC STEEL COLUMN	FCL FINISHED CEILING LEVEL ABOVE
AL ALUMINIUM	TIL TILE	FFL FINISHED FLOOR LEVEL
BK BRICK	TS TIMBER SCREEN	(N) NEW
CONC CONCRETE	TVV TIMBER V-JOINT	RL RELATIVE LEVEL
CPT CARPET	WPM WATERPROOF MEMBRANE	SKL SKYLIGHT
CFC COMPRESSED FIBRE CEMENT	MISCELLANEOUS	SRL STRUCTURAL REDUCED LEVEL
CLD CLADDING	AHD AUSTRALIAN HEIGHT DATUM	SWO STORMWATER OUTLET
FC FIBRE CEMENT SHEETING	AH ACCESS HATCH	TME TO MATCH EXISTING
G GLASS	CPD CLIPBOARD	TOW TOP OF WALL
MS MILD STEEL	DP DOWNPIPE	UNO UNLESS NOTED OTHERWISE
MDF MEDIUM DENSITY FIBREBOARD	(E) EXISTING	VOS VERIFY ON SITE
PF PAINT FINISH	EJ EXPANSION JOINT	
PBD PLASTERBOARD	F FIXED	
RF ROOF SHEETING		

DRAFT

ALL DIMENSIONS GIVEN ARE IN MILLIMETRES (UNLESS SHOWN OTHERWISE) & ARE TO BE CHECKED AND VERIFIED PRIOR TO CONSTRUCTION. DO NOT SCALE DRAWINGS FOR DIMENSIONS. DIMENSIONS WITH ASTERISKS ARE APPROXIMATE ONLY AND ARE TO BE CHECKED AND VERIFIED ON SITE PRIOR TO CONSTRUCTION.

ALL WORK SHOWN ON THE DRAWINGS COMPRISING THE SET SHALL COMPLY WITH THE BUILDING CODE OF AUSTRALIA & THE REQUIREMENTS OF RELEVANT AUTHORITIES & THEIR CONDITIONS OF CONSENT.

ALL WORKMANSHIP & MATERIALS SHALL COMPLY WITH THE REQUIREMENTS OF THE RELEVANT AUSTRALIAN STANDARDS.

THIS DRAWING TO BE READ IN CONJUNCTION WITH ALL OTHER DRAWINGS & DOCUMENTATION COMPRISING THE SET INCLUDING THE SPECIFICATION AND OTHER CONSULTANT'S DRAWINGS (WHERE SUPPLIED).

REV	DATE	DESCRIPTION
1	30.01.25	FOR TENDER

CLIENT/PROJECT
EUGOWRA POOL REFURBISHMENT
 3 OBERON STREET, EUGOWRA

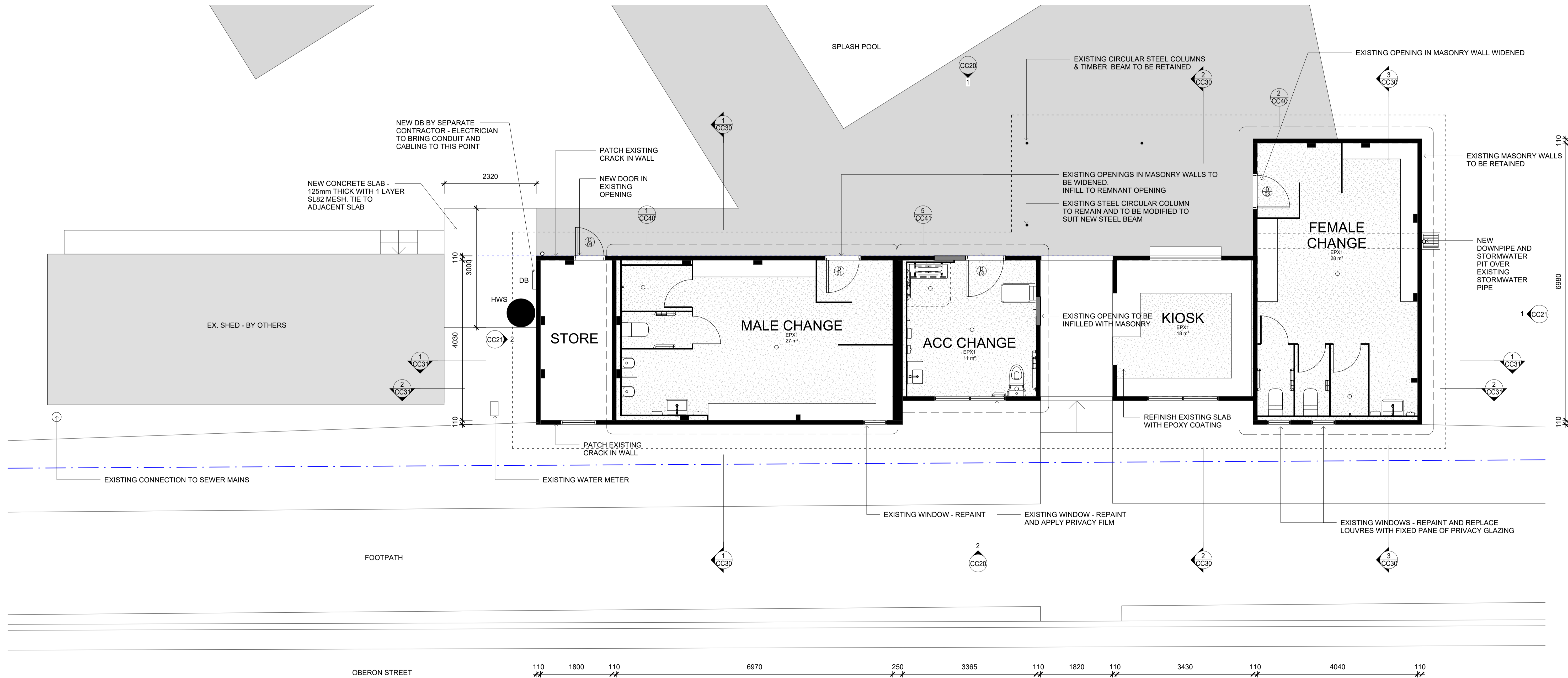
DESIGN **PJL**

DRAWING TITLE
DEMOLITION PLAN

PROJECT **CAP-014** REVISION **1**



110 1800 110 6970 250 3365 110 1820 110 3430 110 4040 110



NOT FOR CONSTRUCTION

MATERIALS	SC STEEL COLUMN	FCL FINISHED CEILING LEVEL ABOVE
AL ALUMINIUM	TIL TILE	FFL FINISHED FLOOR LEVEL
BK BRICK	TS TIMBER SCREEN	(N) NEW
CONC CONCRETE	TVM TIMBER V-JOINT	RL RELATIVE LEVEL
CPT CARPET	WPM WATERPROOF MEMBRANE	SKL SKYLIGHT
CFC COMPRESSED FIBRE CEMENT		SRL STRUCTURAL REDUCED LEVEL
CLD CLADDING	MISCELLANEOUS	SWO STORMWATER OUTLET
FC FIBRE CEMENT SHEETING	AHD AUSTRALIAN HEIGHT DATUM	TME TO MATCH EXISTING
G GLASS	AH ACCESS HATCH	TOW TOP OF WALL
MS MILD STEEL	CPD CLIPBOARD	UNO UNLESS NOTED OTHERWISE
MDF MEDIUM DENSITY FIBREBOARD	DP DOWNPIPE	VOS VERIFY ON SITE
PF PAINT FINISH	(E) EXISTING	
PBD PLASTERBOARD	EJ EXPANSION JOINT	
RF ROOF SHEETING	F FIXED	

DRAFT

ALL DIMENSIONS GIVEN ARE IN MILLIMETRES (UNLESS SHOWN OTHERWISE) & ARE TO BE CHECKED AND VERIFIED PRIOR TO CONSTRUCTION. DO NOT SCALE DRAWINGS FOR DIMENSIONS. DIMENSIONS WITH ASTERISKS ARE APPROXIMATE ONLY AND ARE TO BE CHECKED AND VERIFIED ON SITE PRIOR TO CONSTRUCTION.

ALL WORK SHOWN ON THE DRAWINGS COMPRISING THE SET SHALL COMPLY WITH THE BUILDING CODE OF AUSTRALIA & THE REQUIREMENTS OF RELEVANT AUTHORITIES & THEIR CONDITIONS OF CONSENT.

ALL WORKMANSHIP & MATERIALS SHALL COMPLY WITH THE REQUIREMENTS OF THE RELEVANT AUSTRALIAN STANDARDS.

THIS DRAWING TO BE READ IN CONJUNCTION WITH ALL OTHER DRAWINGS & DOCUMENTATION COMPRISING THE SET INCLUDING THE SPECIFICATION AND OTHER CONSULTANT'S DRAWINGS (WHERE SUPPLIED).

REV	DATE	DESCRIPTION
1	30.01.25	FOR TENDER

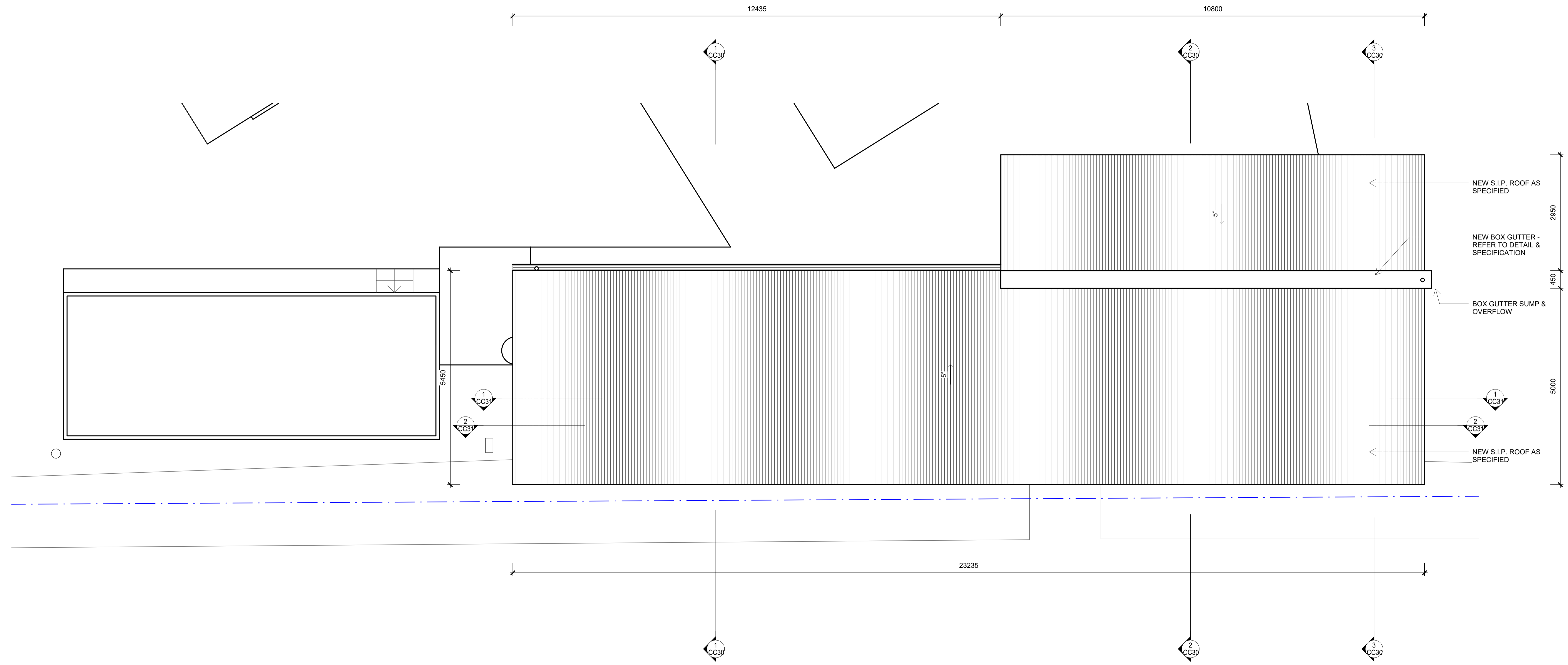
CLIENT/PROJECT
**EUGOWRA POOL
 REFURBISHMENT**
 3 OBERON STREET, EUGOWRA

DRAWING TITLE
**PROPOSED GROUND
 FLOOR PLAN**

DESIGN **PJL** SCALE 1:50 @ A1 PROJECT **CAP-014** REVISION **1**



SHEET
CC10



NOT FOR CONSTRUCTION

MATERIALS	SC STEEL COLUMN	FCL FINISHED CEILING LEVEL ABOVE
AL ALUMINIUM	TIL TILE	FFL FINISHED FLOOR LEVEL
BK BRICK	TS TIMBER SCREEN	(N) NEW
CONC CONCRETE	TVV TIMBER V-JOINT	RL RELATIVE LEVEL
CPT CARPET	WPM WATERPROOF MEMBRANE	SKL SKYLIGHT
CFC COMPRESSED FIBRE CEMENT		SRL STRUCTURAL REDUCED LEVEL
CLD CLADDING	MISCELLANEOUS	SWO STORMWATER OUTLET
FC FIBRE CEMENT SHEETING	AHD AUSTRALIAN HEIGHT DATUM	TME TO MATCH EXISTING
G GLASS	AH ACCESS HATCH	TOW TOP OF WALL
MS MILD STEEL	CPD CLIPBOARD	UNO UNLESS NOTED OTHERWISE
MDF MEDIUM DENSITY FIBREBOARD	DP DOWNPIPE	VOS VERIFY ON SITE
PF PAINT FINISH	(E) EXISTING	
PBD PLASTERBOARD	EJ EXPANSION JOINT	
RF ROOF SHEETING	F FIXED	

DRAFT

ALL DIMENSIONS GIVEN ARE IN MILLIMETRES (UNLESS SHOWN OTHERWISE) & ARE TO BE CHECKED AND VERIFIED PRIOR TO CONSTRUCTION. DO NOT SCALE DRAWINGS FOR DIMENSIONS. DIMENSIONS WITH ASTERISKS ARE APPROXIMATE ONLY AND ARE TO BE CHECKED AND VERIFIED ON SITE PRIOR TO CONSTRUCTION.

ALL WORK SHOWN ON THE DRAWINGS COMPRISING THE SET SHALL COMPLY WITH THE BUILDING CODE OF AUSTRALIA & THE REQUIREMENTS OF RELEVANT AUTHORITIES & THEIR CONDITIONS OF CONSENT.

ALL WORKMANSHIP & MATERIALS SHALL COMPLY WITH THE REQUIREMENTS OF THE RELEVANT AUSTRALIAN STANDARDS.

THIS DRAWING TO BE READ IN CONJUNCTION WITH ALL OTHER DRAWINGS & DOCUMENTATION COMPRISING THE SET INCLUDING THE SPECIFICATION AND OTHER CONSULTANT'S DRAWINGS (WHERE SUPPLIED).

REV	DATE	DESCRIPTION
1	30.01.25	FOR TENDER

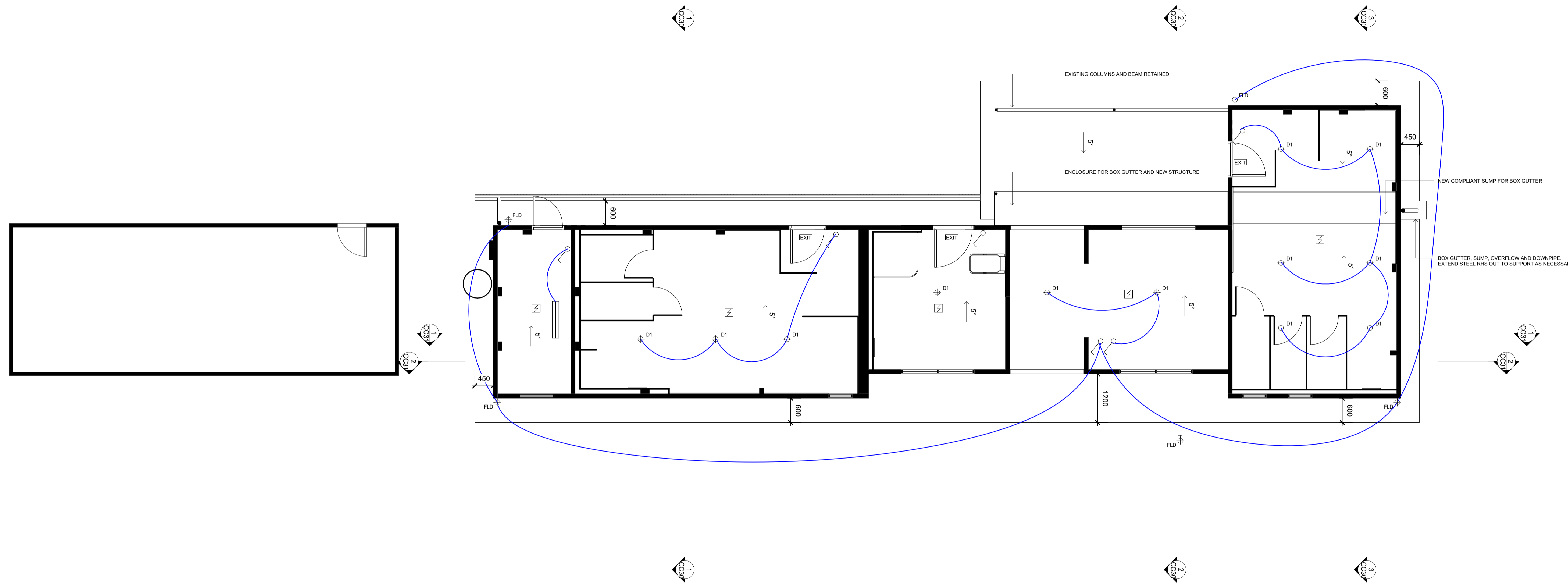
CLIENT/PROJECT
**EUGOWRA POOL
 REFURBISHMENT**
 3 OBERON STREET, EUGOWRA

DRAWING TITLE
PROPOSED ROOF PLAN

DESIGN **PJL** SCALE 1:50 @ A1 PROJECT **CAP-014** REVISION **1**



LIGHTING LEGEND	
	EXHAUST FAN
	LIGHT FITTING - CEILING
	LIGHT FITTING - FLOOD LIGHTING
	LIGHT FITTING - FLUORESCENT
	STANDARD SWITCH



NOT FOR CONSTRUCTION

MATERIALS	SC	STEEL COLUMN	FCL	FINISHED CEILING LEVEL ABOVE
AL ALUMINIUM	TIL TILE	TILE	FFL	FINISHED FLOOR LEVEL
BK BRICK	TS TIMBER SCREEN	TIMBER SCREEN	(N)	NEW
CONC CONCRETE	TVV TIMBER V-JOINT	TIMBER V-JOINT	RL	RELATIVE LEVEL
CPT CARPET	WPM WATERPROOF MEMBRANE	WATERPROOF MEMBRANE	SKL	SKYLIGHT
CFC COMPRESSED FIBRE CEMENT			SRL	STRUCTURAL REDUCED LEVEL
CLD CLADDING			SWO	STORMWATER OUTLET
FC FIBRE CEMENT SHEETING	AHD AUSTRALIAN HEIGHT DATUM	AUSTRALIAN HEIGHT DATUM	TME	TO MATCH EXISTING
G GLASS	AH ACCESS HATCH	ACCESS HATCH	TOW	TOP OF WALL
MS MILD STEEL	CPD CLIPBOARD	CLIPBOARD	UNO	UNLESS NOTED OTHERWISE
MDF MEDIUM DENSITY FIBREBOARD	DP DOWNPIPE	DOWNPIPE	VOS	VERIFY ON SITE
PF PAINT FINISH	(E) EXISTING	EXISTING		
PBD PLASTERBOARD	EJ EXPANSION JOINT	EXPANSION JOINT		
RF ROOF SHEETING	F FIXED	FIXED		

DRAFT

ALL DIMENSIONS GIVEN ARE IN MILLIMETRES (UNLESS SHOWN OTHERWISE) & ARE TO BE CHECKED AND VERIFIED PRIOR TO CONSTRUCTION. DO NOT SCALE DRAWINGS FOR DIMENSIONS. DIMENSIONS WITH ASTERISKS ARE APPROXIMATE ONLY AND ARE TO BE CHECKED AND VERIFIED ON SITE PRIOR TO CONSTRUCTION.

ALL WORK SHOWN ON THE DRAWINGS COMPRISING THE SET SHALL COMPLY WITH THE BUILDING CODE OF AUSTRALIA & THE REQUIREMENTS OF RELEVANT AUTHORITIES & THEIR CONDITIONS OF CONSENT.

ALL WORKMANSHIP & MATERIALS SHALL COMPLY WITH THE REQUIREMENTS OF THE RELEVANT AUSTRALIAN STANDARDS.

THIS DRAWING TO BE READ IN CONJUNCTION WITH ALL OTHER DRAWINGS & DOCUMENTATION COMPRISING THE SET INCLUDING THE SPECIFICATION AND OTHER CONSULTANT'S DRAWINGS (WHERE SUPPLIED).

REV	DATE	DESCRIPTION
1	30.01.25	FOR TENDER

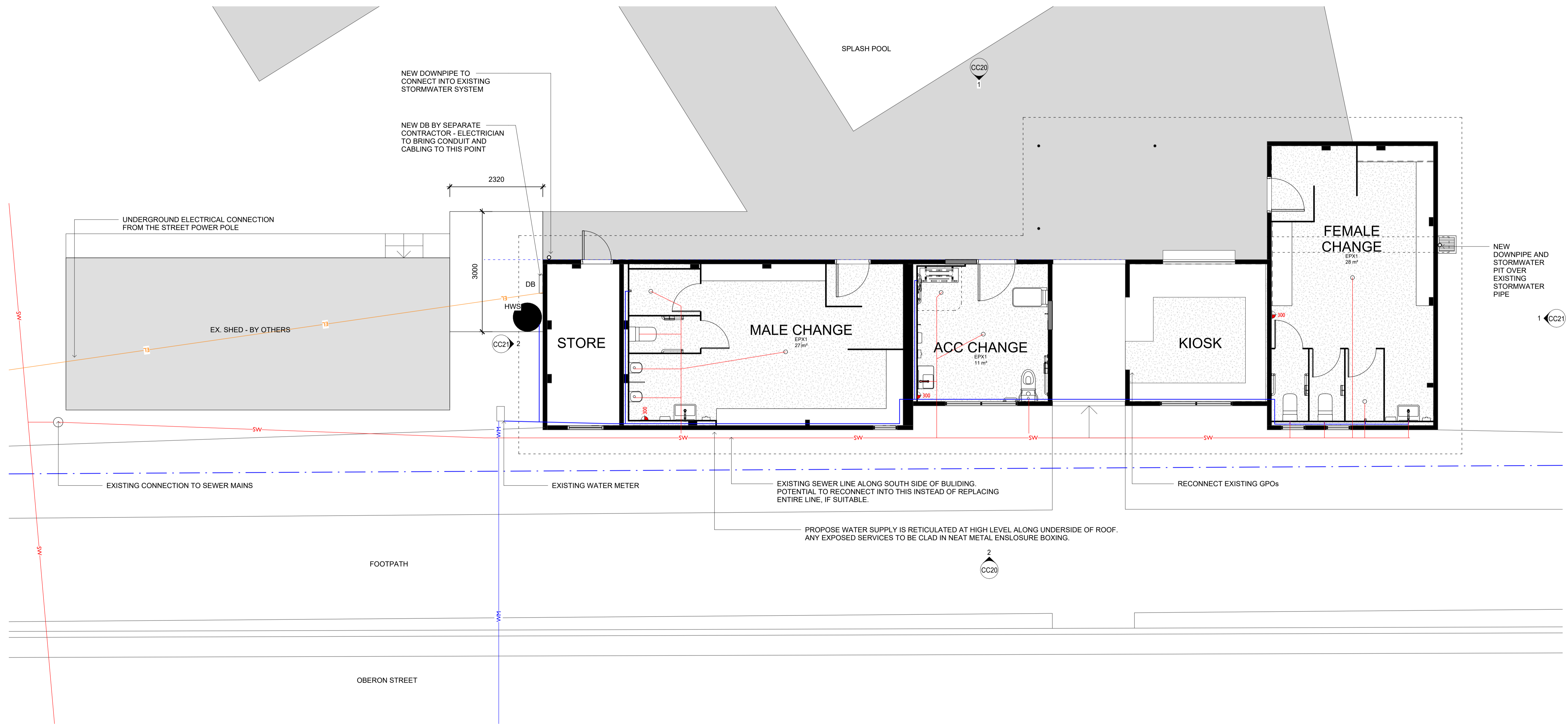
CLIENT/PROJECT
EUGOWRA POOL REFURBISHMENT
 3 OBERON STREET, EUGOWRA

DRAWING TITLE
REFLECTED CEILING PLAN

DESIGN **PJL** SCALE **1:50 @ A1** PROJECT **CAP-014** REVISION **1**



N
 SHEET
CC15



NOT FOR CONSTRUCTION

MATERIALS	SC STEEL COLUMN	FCL FINISHED CEILING LEVEL ABOVE
AL ALUMINIUM	TIL TILE	FFL FINISHED FLOOR LEVEL
BK BRICK	TS TIMBER SCREEN	(N) NEW
CONC CONCRETE	TVV TIMBER V-JOINT	RL RELATIVE LEVEL
CPT COMPRESSED FIBRE CEMENT	WPM WATERPROOF MEMBRANE	SKL SKYLIGHT
CFC CLADDING	MISCELLANEOUS	SRL STRUCTURAL REDUCED LEVEL
CLD CLADDING	AHD AUSTRALIAN HEIGHT DATUM	SWO STORMWATER OUTLET
FC FIBRE CEMENT SHEETING	AH ACCESS HATCH	TME TO MATCH EXISTING
G GLASS	CPD CLIPBOARD	TOW TOP OF WALL
MS MILD STEEL	DP DOWNPIPE	UNO UNLESS NOTED OTHERWISE
MDF MEDIUM DENSITY FIBREBOARD	(E) EXISTING	VOS VERIFY ON SITE
PF PAINT FINISH	EJ EXPANSION JOINT	
PBD PLASTERBOARD	F FIXED	
RF ROOF SHEETING		

DRAFT

ALL DIMENSIONS GIVEN ARE IN MILLIMETRES (UNLESS SHOWN OTHERWISE) & ARE TO BE CHECKED AND VERIFIED PRIOR TO CONSTRUCTION. DO NOT SCALE DRAWINGS FOR DIMENSIONS. DIMENSIONS WITH ASTERISKS ARE APPROXIMATE ONLY AND ARE TO BE CHECKED AND VERIFIED ON SITE PRIOR TO CONSTRUCTION.

ALL WORK SHOWN ON THE DRAWINGS COMPRISING THE SET SHALL COMPLY WITH THE BUILDING CODE OF AUSTRALIA & THE REQUIREMENTS OF RELEVANT AUTHORITIES & THEIR CONDITIONS OF CONSENT.

ALL WORKMANSHIP & MATERIALS SHALL COMPLY WITH THE REQUIREMENTS OF THE RELEVANT AUSTRALIAN STANDARDS.

THIS DRAWING TO BE READ IN CONJUNCTION WITH ALL OTHER DRAWINGS & DOCUMENTATION COMPRISING THE SET INCLUDING THE SPECIFICATION AND OTHER CONSULTANT'S DRAWINGS (WHERE SUPPLIED).

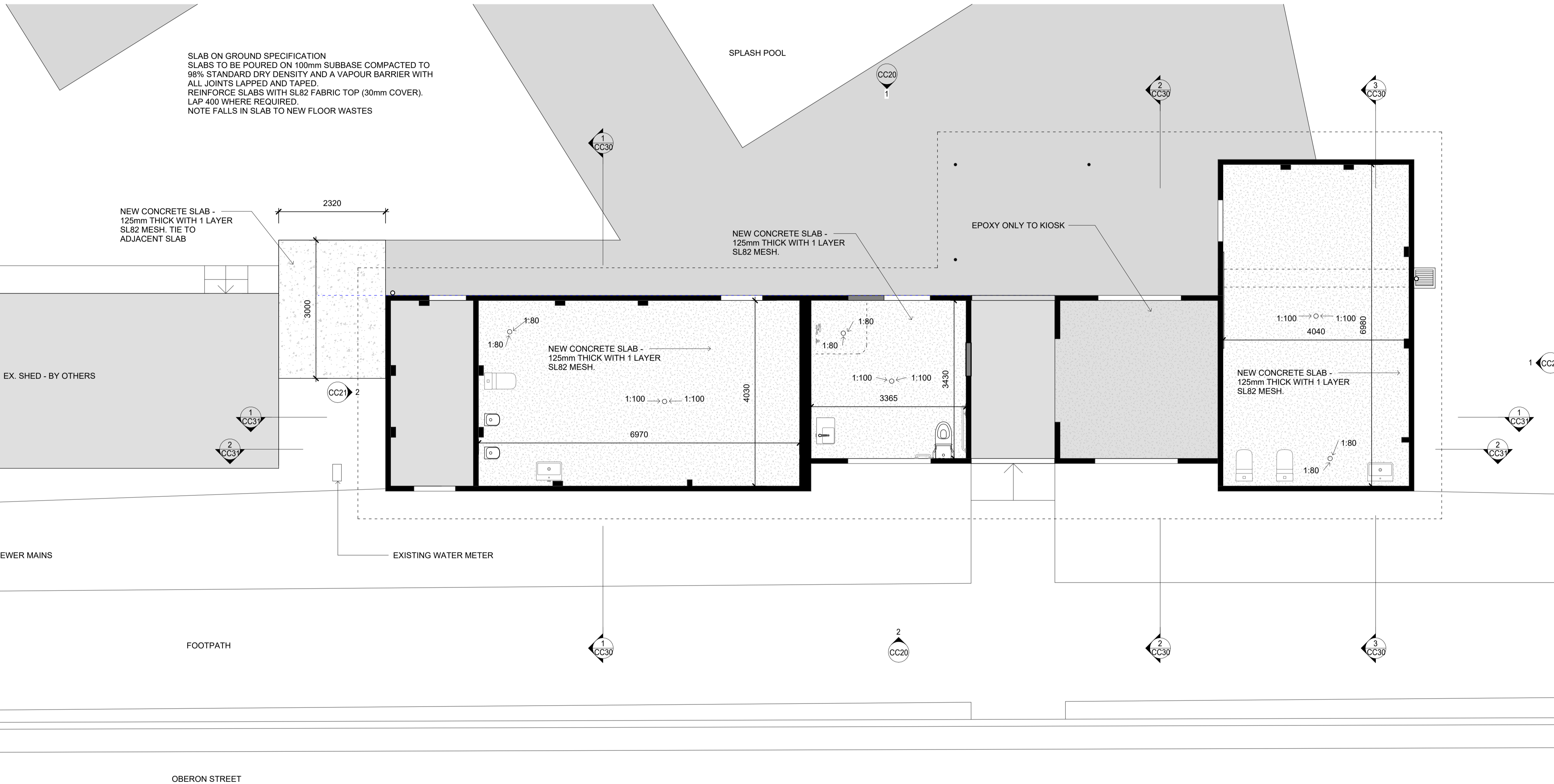
REV	DATE	DESCRIPTION
1	30.01.25	FOR TENDER

CLIENT/PROJECT
**EUGOWRA POOL
 REFURBISHMENT**
 3 OBERON STREET, EUGOWRA

DRAWING TITLE
SERVICES PLAN

DESIGN **PJL** SCALE 1:50 @ A1 PROJECT **CAP-014** REVISION **1**





SLAB ON GROUND SPECIFICATION
 SLABS TO BE POURED ON 100mm SUBBASE COMPACTED TO 98% STANDARD DRY DENSITY AND A VAPOUR BARRIER WITH ALL JOINTS LAPPED AND TAPED.
 REINFORCE SLABS WITH SL82 FABRIC TOP (30mm COVER). LAP 400 WHERE REQUIRED.
 NOTE FALLS IN SLAB TO NEW FLOOR WASTES

NEW CONCRETE SLAB - 125mm THICK WITH 1 LAYER SL82 MESH. TIE TO ADJACENT SLAB

NEW CONCRETE SLAB - 125mm THICK WITH 1 LAYER SL82 MESH.

EPOXY ONLY TO KIOSK

NEW CONCRETE SLAB - 125mm THICK WITH 1 LAYER SL82 MESH.

NEW CONCRETE SLAB - 125mm THICK WITH 1 LAYER SL82 MESH.

NOT FOR CONSTRUCTION

MATERIALS	SC	STEEL COLUMN	FCL	FINISHED CEILING LEVEL ABOVE
AL ALUMINIUM	TIL TILE		FFL FINISHED FLOOR LEVEL	
BK BRICK	TS TIMBER SCREEN		(N) NEW RELATIVE LEVEL	
CONC CONCRETE	TVV TIMBER V-JOINT		RL RELATIVE LEVEL	
CPT CARPET	WPM WATERPROOF MEMBRANE		SKL SKYLIGHT	
CFC COMPRESSED FIBRE CEMENT			SRL STRUCTURAL REDUCED LEVEL	
CLD CLADDING	MISCELLANEOUS		SWO STORMWATER OUTLET	
FC FIBRE CEMENT SHEETING	AHD AUSTRALIAN HEIGHT DATUM		TME TO MATCH EXISTING	
G GLASS	AH ACCESS HATCH		TOW TOP OF WALL	
MS MILD STEEL	CPD CLIPBOARD		UNO UNLESS NOTED OTHERWISE	
MDF MEDIUM DENSITY FIBREBOARD	DP DOWNPIPE		VOS VERIFY ON SITE	
PF PAINT FINISH	(E) EXISTING			
PBD PLASTERBOARD	EJ EXPANSION JOINT			
RF ROOF SHEETING	F FIXED			

DRAFT

ALL DIMENSIONS GIVEN ARE IN MILLIMETRES (UNLESS SHOWN OTHERWISE) & ARE TO BE CHECKED AND VERIFIED PRIOR TO CONSTRUCTION. DO NOT SCALE DRAWINGS FOR DIMENSIONS. DIMENSIONS WITH ASTERISKS ARE APPROXIMATE ONLY AND ARE TO BE CHECKED AND VERIFIED ON SITE PRIOR TO CONSTRUCTION.
 ALL WORK SHOWN ON THE DRAWINGS COMPRISING THE SET SHALL COMPLY WITH THE BUILDING CODE OF AUSTRALIA & THE REQUIREMENTS OF RELEVANT AUTHORITIES & THEIR CONDITIONS OF CONSENT.
 ALL WORKMANSHIP & MATERIALS SHALL COMPLY WITH THE REQUIREMENTS OF THE RELEVANT AUSTRALIAN STANDARDS.
 THIS DRAWING TO BE READ IN CONJUNCTION WITH ALL OTHER DRAWINGS & DOCUMENTATION COMPRISING THE SET INCLUDING THE SPECIFICATION AND OTHER CONSULTANT'S DRAWINGS (WHERE SUPPLIED).

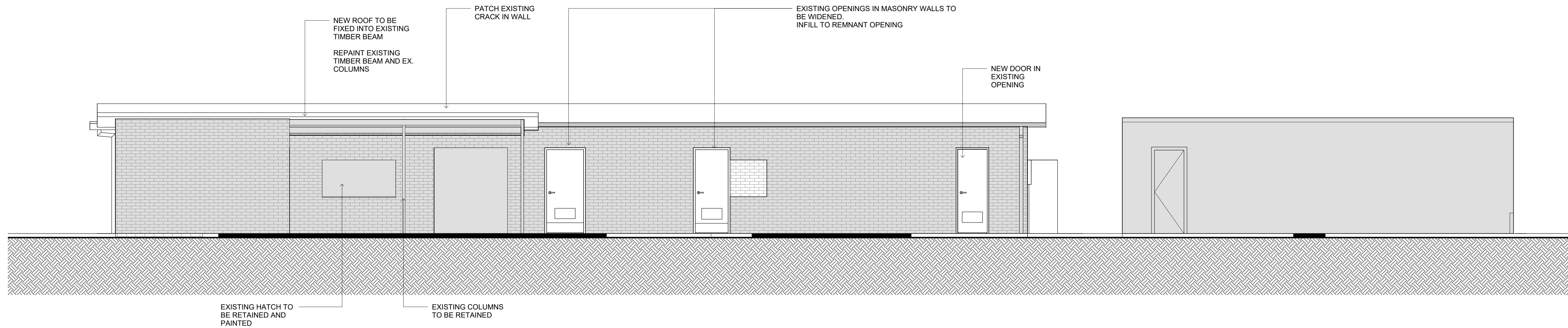
REV	DATE	DESCRIPTION
1	30.01.25	FOR TENDER

CLIENT/PROJECT
EUGOWRA POOL REFURBISHMENT
 3 OBERON STREET, EUGOWRA

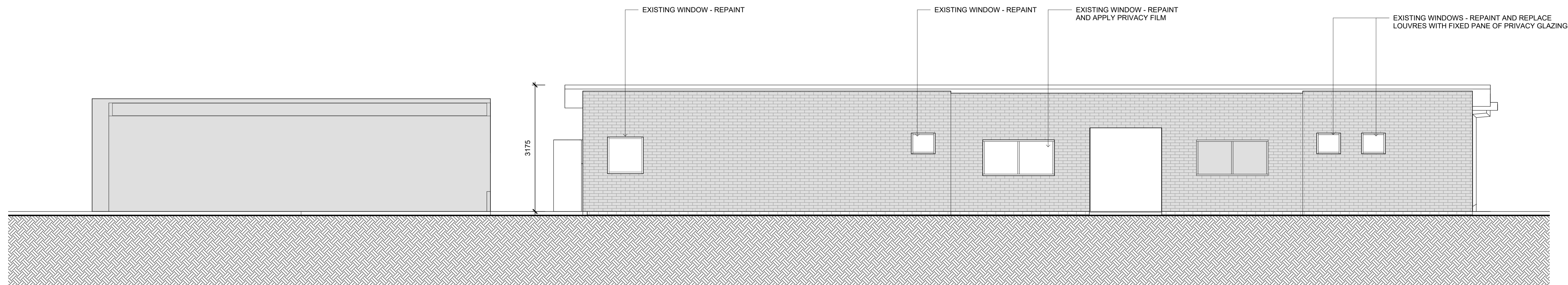
DRAWING TITLE
CONCRETE PROFILE PLAN

DESIGN **PJL** SCALE 1:50 @ A1 PROJECT **CAP-014** REVISION **1**





1 NORTH ELEVATION
1 : 50



2 SOUTH ELEVATION
1 : 50

NOT FOR CONSTRUCTION

MATERIALS	SC STEEL COLUMN	FCL FINISHED CEILING LEVEL ABOVE
AL ALUMINIUM	TIL TILE	FFL FINISHED FLOOR LEVEL
BK BRICK	TS TIMBER SCREEN	(N) NEW
CONC CONCRETE	TVV TIMBER V-JOINT	RL RELATIVE LEVEL
CPT CARPET	WPM WATERPROOF MEMBRANE	SKL SKYLIGHT
CFC COMPRESSED FIBRE CEMENT	MISCELLANEOUS	SRL STRUCTURAL REDUCED LEVEL
CLD CLADDING	AHD AUSTRALIAN HEIGHT DATUM	SWO STORMWATER OUTLET
FC FIBRE CEMENT SHEETING	AH ACCESS HATCH	TME TO MATCH EXISTING
G GLASS	CPD CLIPBOARD	TOW TOP OF WALL
MS MILD STEEL	DP DOWNPIPE	UNO UNLESS NOTED OTHERWISE
MDF MEDIUM DENSITY FIBREBOARD	(E) EXISTING	VOS VERIFY ON SITE
PF PAINT FINISH	EJ EXPANSION JOINT	
PBD PLASTERBOARD	F FIXED	
RF ROOF SHEETING		

DRAFT

ALL DIMENSIONS GIVEN ARE IN MILLIMETRES (UNLESS SHOWN OTHERWISE) & ARE TO BE CHECKED AND VERIFIED PRIOR TO CONSTRUCTION. DO NOT SCALE DRAWINGS FOR DIMENSIONS. DIMENSIONS WITH ASTERISKS ARE APPROXIMATE ONLY AND ARE TO BE CHECKED AND VERIFIED ON SITE PRIOR TO CONSTRUCTION.
ALL WORK SHOWN ON THE DRAWINGS COMPRISING THE SET SHALL COMPLY WITH THE BUILDING CODE OF AUSTRALIA & THE REQUIREMENTS OF RELEVANT AUTHORITIES & THEIR CONDITIONS OF CONSENT.
ALL WORKMANSHIP & MATERIALS SHALL COMPLY WITH THE REQUIREMENTS OF THE RELEVANT AUSTRALIAN STANDARDS.
THIS DRAWING TO BE READ IN CONJUNCTION WITH ALL OTHER DRAWINGS & DOCUMENTATION COMPRISING THE SET INCLUDING THE SPECIFICATION AND OTHER CONSULTANT'S DRAWINGS (WHERE SUPPLIED).

REV	DATE	DESCRIPTION
1	30.01.25	FOR TENDER

CLIENT/PROJECT
**EUGOWRA POOL
REFURBISHMENT**
3 OBERON STREET, EUGOWRA

DESIGN **PJL**

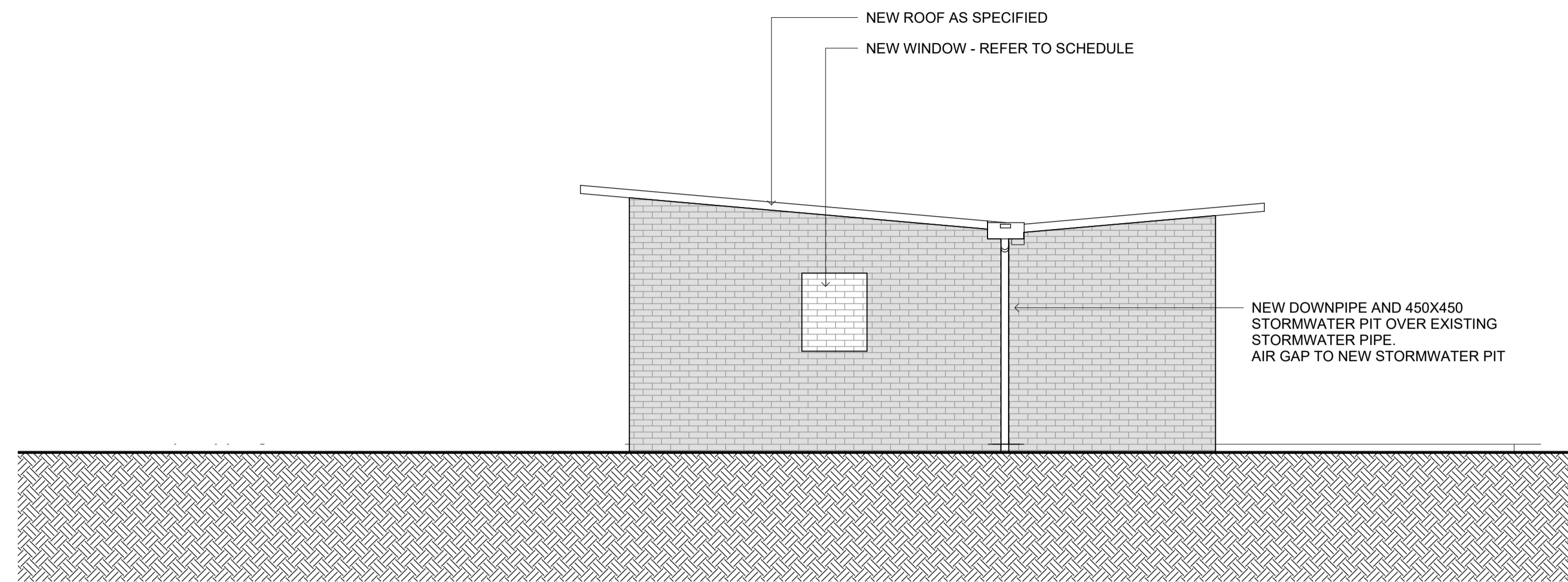
SCALE 1 : 50 @ A1

DRAWING TITLE
ELEVATIONS SHEET 1

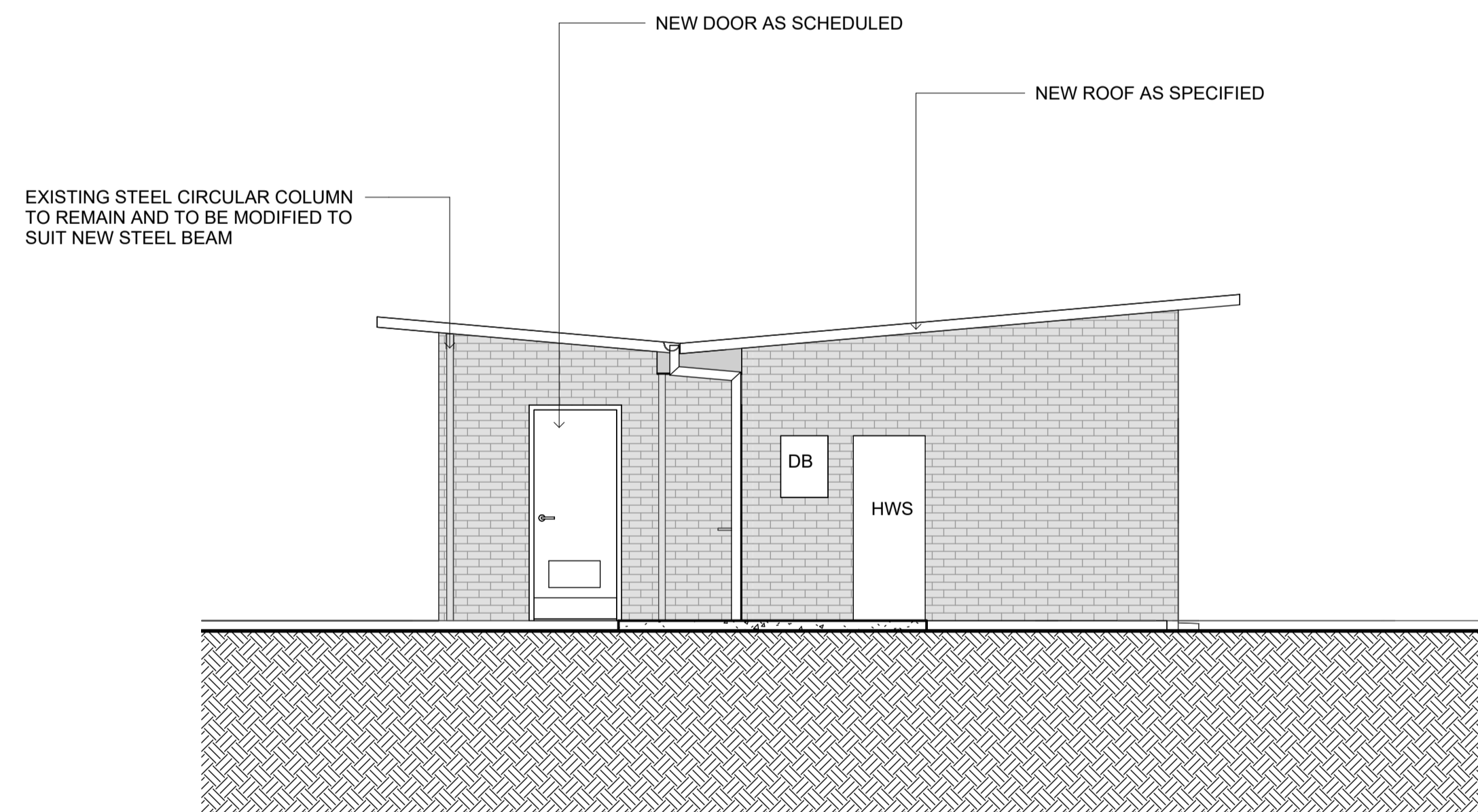
PROJECT **CAP-014**

REVISION **1**





1 EAST ELEVATION
1 : 50



2 WEST ELEVATION
1 : 50

NOT FOR CONSTRUCTION

MATERIALS	SC STEEL COLUMN	FCL FINISHED CEILING LEVEL ABOVE
AL ALUMINIUM	TIL TILE	FFL FINISHED FLOOR LEVEL
BK BRICK	TS TIMBER SCREEN	(N) NEW
CONC CONCRETE	TVV TIMBER V-JOINT	RL RELATIVE LEVEL
CPT CARPET	WPM WATERPROOF MEMBRANE	SKL SKYLIGHT
CFC COMPRESSED FIBRE CEMENT		SRL STRUCTURAL REDUCED LEVEL
CLD CLADDING	MISCELLANEOUS	SWO STORMWATER OUTLET
FC FIBRE CEMENT SHEETING	AHD AUSTRALIAN HEIGHT DATUM	TME TO MATCH EXISTING
G GLASS	AH ACCESS HATCH	TOW TOP OF WALL
MS MILD STEEL	CPD CLIPBOARD	UNO UNLESS NOTED OTHERWISE
MDF MEDIUM DENSITY FIBREBOARD	DP DOWNPIPE	VOS VERIFY ON SITE
PF PAINT FINISH	(E) EXISTING	
PBD PLASTERBOARD	EJ EXPANSION JOINT	
RF ROOF SHEETING	F FIXED	

DRAFT

ALL DIMENSIONS GIVEN ARE IN MILLIMETRES (UNLESS SHOWN OTHERWISE) & ARE TO BE CHECKED AND VERIFIED PRIOR TO CONSTRUCTION. DO NOT SCALE DRAWINGS FOR DIMENSIONS. DIMENSIONS WITH ASTERISKS ARE APPROXIMATE ONLY AND ARE TO BE CHECKED AND VERIFIED ON SITE PRIOR TO CONSTRUCTION.
ALL WORK SHOWN ON THE DRAWINGS COMPRISING THE SET SHALL COMPLY WITH THE BUILDING CODE OF AUSTRALIA & THE REQUIREMENTS OF RELEVANT AUTHORITIES & THEIR CONDITIONS OF CONSENT.
ALL WORKMANSHIP & MATERIALS SHALL COMPLY WITH THE REQUIREMENTS OF THE RELEVANT AUSTRALIAN STANDARDS.
THIS DRAWING TO BE READ IN CONJUNCTION WITH ALL OTHER DRAWINGS & DOCUMENTATION COMPRISING THE SET INCLUDING THE SPECIFICATION AND OTHER CONSULTANT'S DRAWINGS (WHERE SUPPLIED).

REV	DATE	DESCRIPTION
1	30.01.25	FOR TENDER

CLIENT/PROJECT
**EUGOWRA POOL
REFURBISHMENT**
3 OBERON STREET, EUGOWRA

DESIGN **PJL**

SCALE **1 : 50 @ A1**

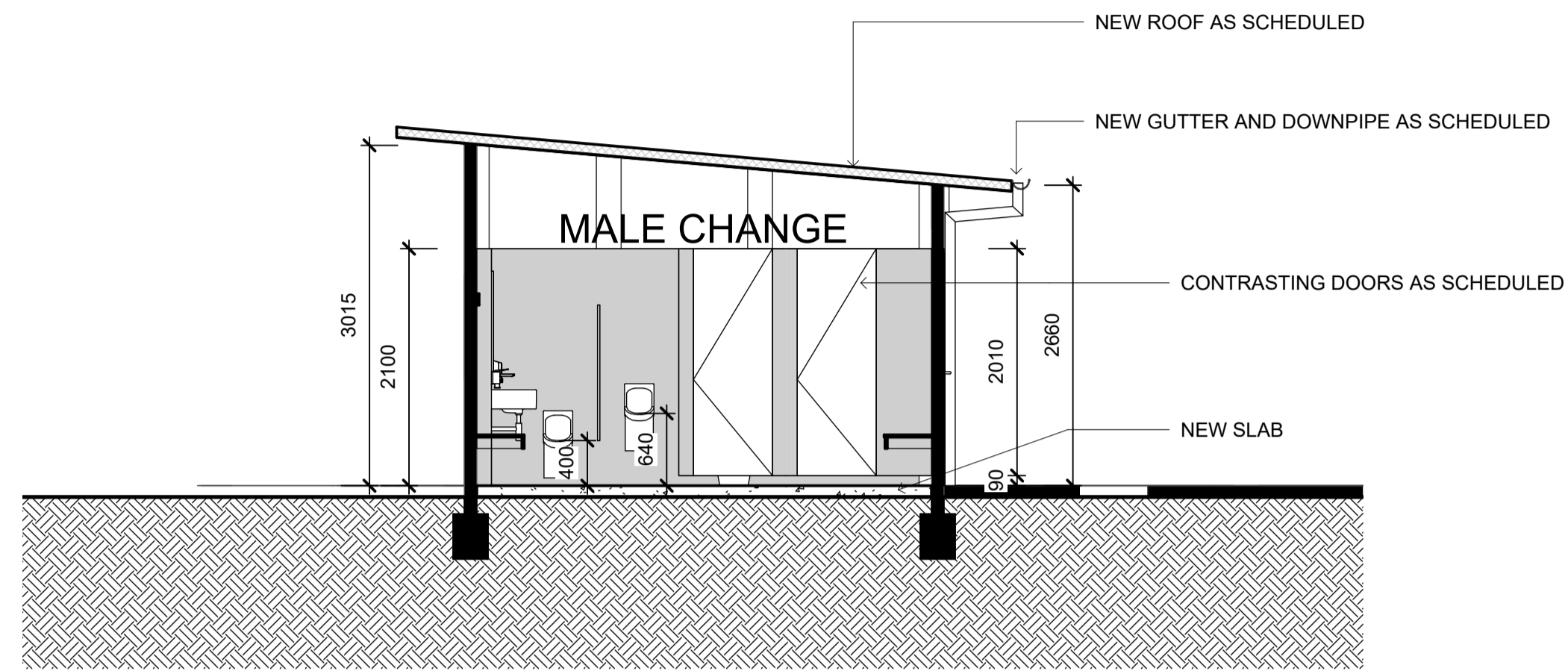
DRAWING TITLE
ELEVATIONS SHEET 2

PROJECT **CAP-014**

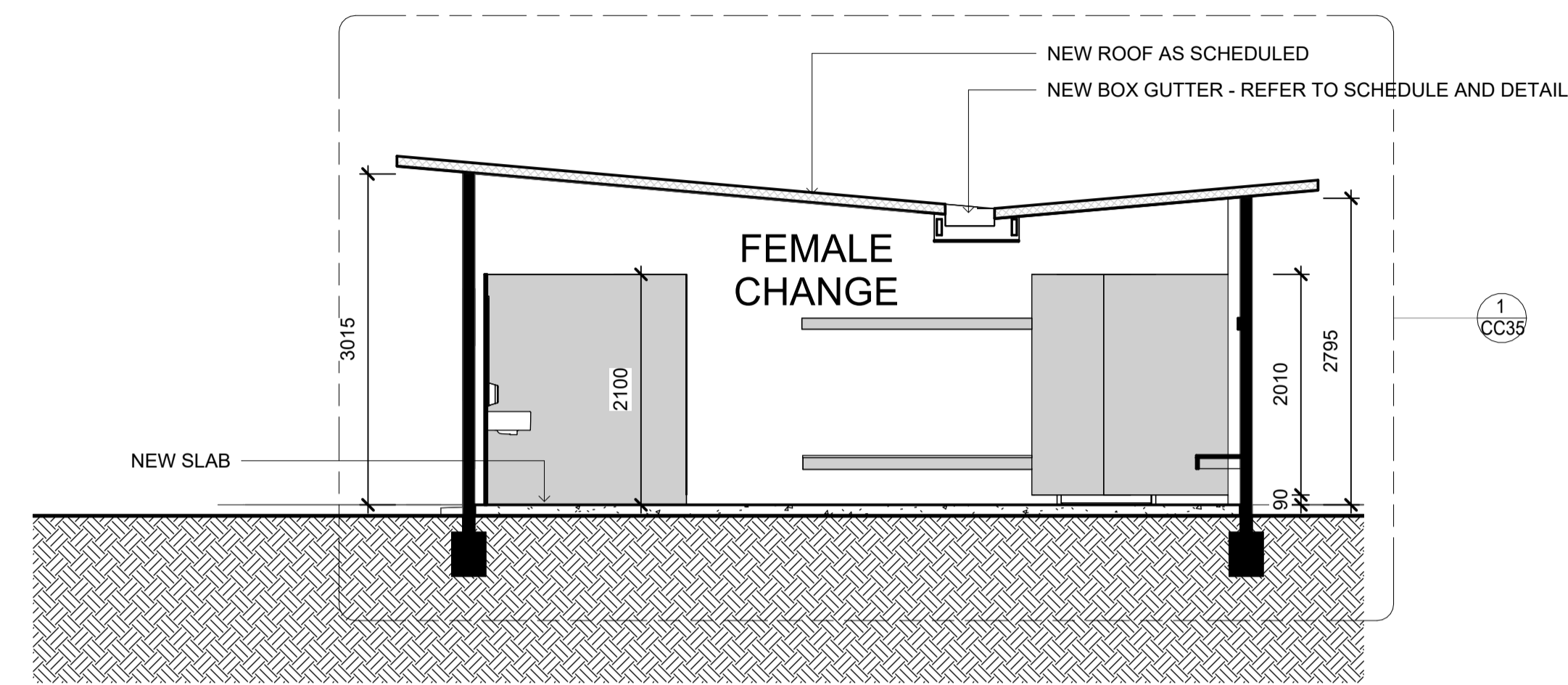
REVISION **1**



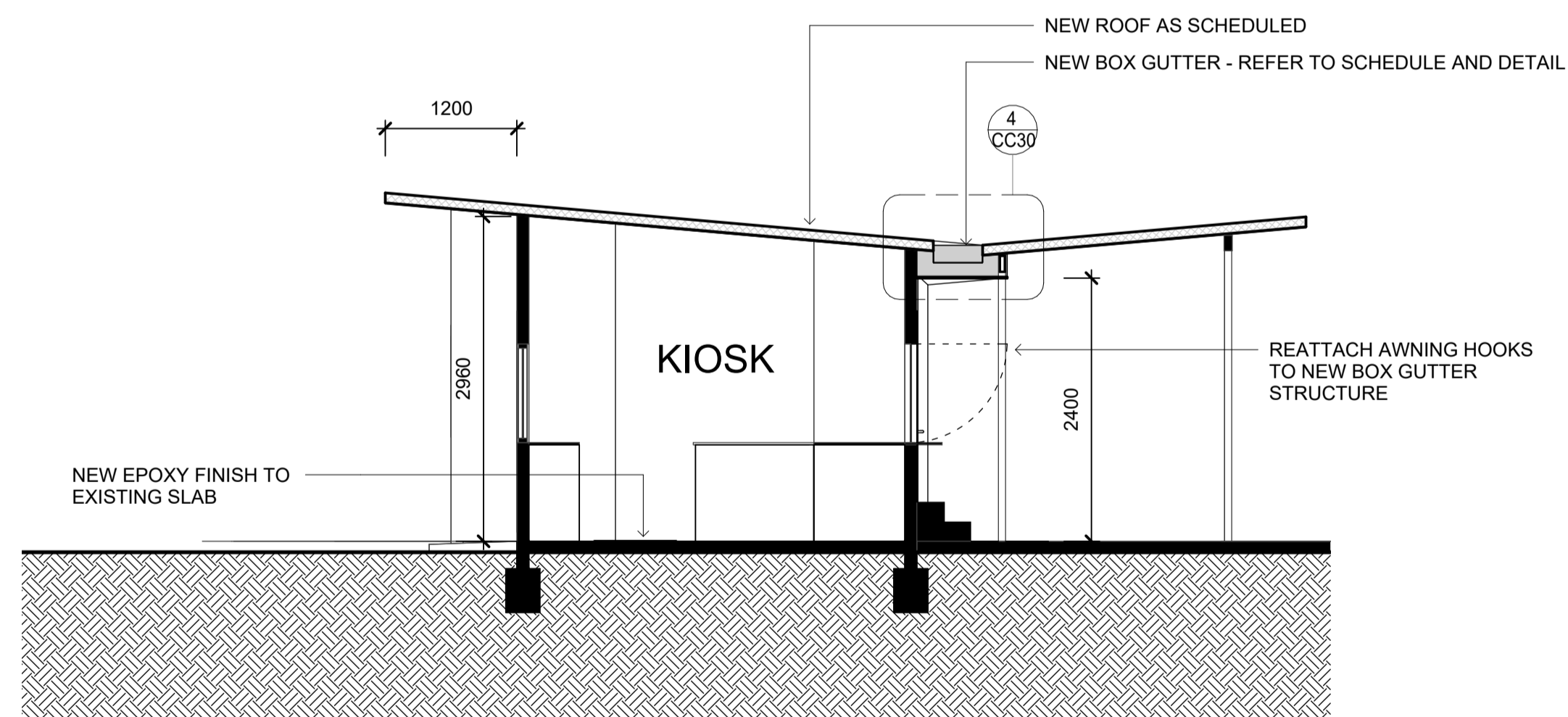
N
SHEET
CC21



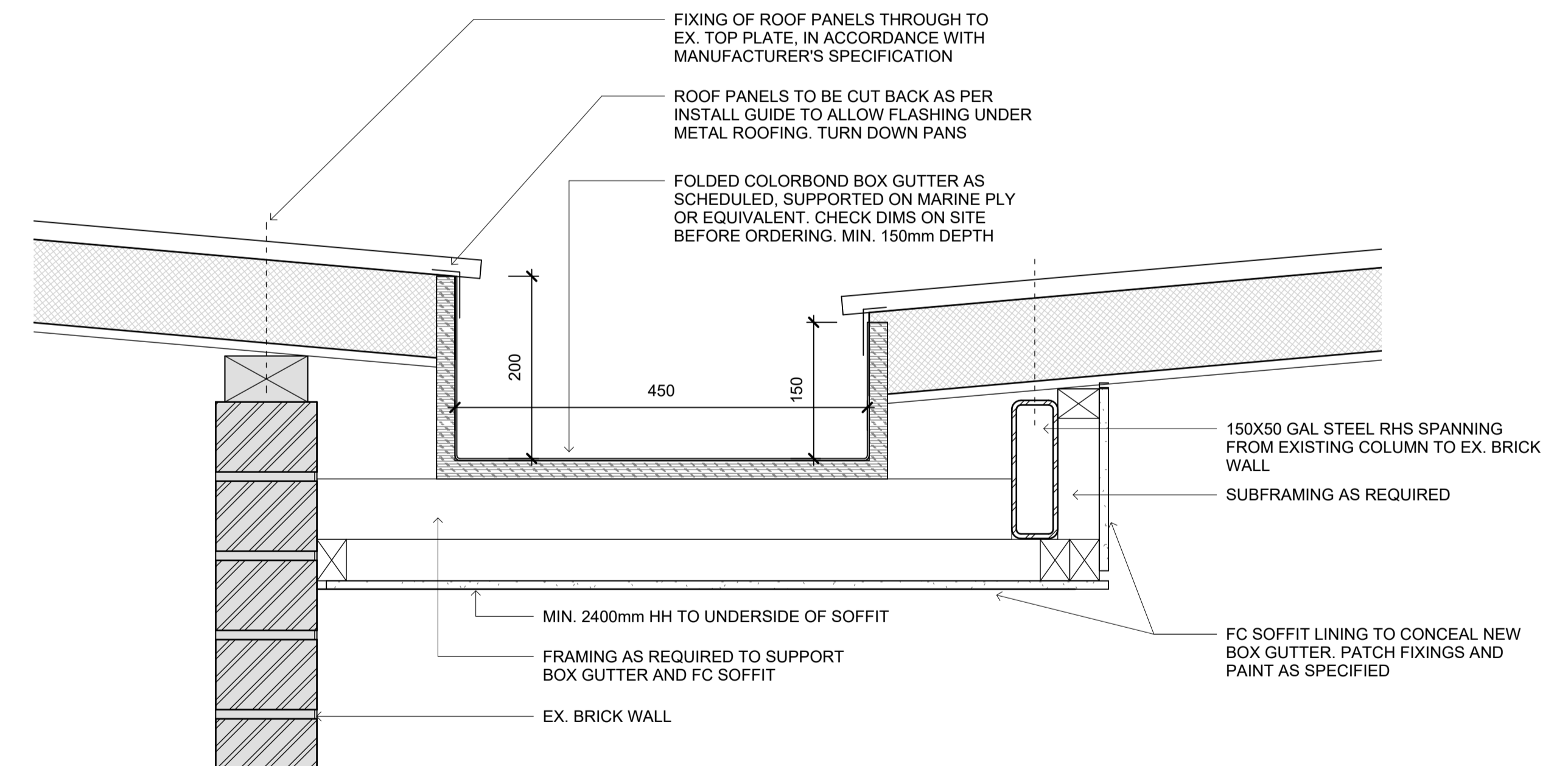
1 SHORT SECTION 1
1 : 50



3 SHORT SECTION 3
1 : 50



2 SHORT SECTION 2
1 : 50



4 DETAIL SECTION - BOX GUTTER
1 : 5

NOT FOR CONSTRUCTION

MATERIALS	SC	STEEL COLUMN	FCL	FINISHED CEILING LEVEL ABOVE
AL ALUMINIUM	TIL TILE	TIL TILE	FFL FINISHED FLOOR LEVEL	FFL FINISHED FLOOR LEVEL
BK BRICK	TS TIMBER SCREEN	TS TIMBER SCREEN	(N) NEW	(N) NEW
CONC CONCRETE	TVM WATERPROOF MEMBRANE	TVM WATERPROOF MEMBRANE	RL RELATIVE LEVEL	RL RELATIVE LEVEL
CPT CARPET	WPM WATERPROOF MEMBRANE	WPM WATERPROOF MEMBRANE	SKL SKYLIGHT	SKL SKYLIGHT
CFC COMPRESSED FIBRE CEMENT			SRL STRUCTURAL REDUCED LEVEL	SRL STRUCTURAL REDUCED LEVEL
CLD CLADDING			SWO STORMWATER OUTLET	SWO STORMWATER OUTLET
FC FIBRE CEMENT SHEETING	AHD AUSTRALIAN HEIGHT DATUM	AHD AUSTRALIAN HEIGHT DATUM	TME TO MATCH EXISTING	TME TO MATCH EXISTING
G GLASS	AH ACCESS HATCH	AH ACCESS HATCH	TOW TOP OF WALL	TOW TOP OF WALL
MS MILD STEEL	CPD CLIPBOARD	CPD CLIPBOARD	UNO UNLESS NOTED OTHERWISE	UNO UNLESS NOTED OTHERWISE
MDF MEDIUM DENSITY FIBREBOARD	DP DOWNPIPE	DP DOWNPIPE	VOS VERIFY ON SITE	VOS VERIFY ON SITE
PF PAINT FINISH	(E) EXISTING	(E) EXISTING		
PBD PLASTERBOARD	EJ EXPANSION JOINT	EJ EXPANSION JOINT		
RF ROOF SHEETING	F FIXED	F FIXED		

ALL DIMENSIONS GIVEN ARE IN MILLIMETRES (UNLESS SHOWN OTHERWISE) & ARE TO BE CHECKED AND VERIFIED PRIOR TO CONSTRUCTION. DO NOT SCALE DRAWINGS FOR DIMENSIONS. DIMENSIONS WITH ASTERISKS ARE APPROXIMATE ONLY AND ARE TO BE CHECKED AND VERIFIED ON SITE PRIOR TO CONSTRUCTION.

ALL WORK SHOWN ON THE DRAWINGS COMPRISING THE SET SHALL COMPLY WITH THE BUILDING CODE OF AUSTRALIA & THE REQUIREMENTS OF RELEVANT AUTHORITIES & THEIR CONDITIONS OF CONSENT.

ALL WORKMANSHIP & MATERIALS SHALL COMPLY WITH THE REQUIREMENTS OF THE RELEVANT AUSTRALIAN STANDARDS.

THIS DRAWING TO BE READ IN CONJUNCTION WITH ALL OTHER DRAWINGS & DOCUMENTATION COMPRISING THE SET INCLUDING THE SPECIFICATION AND OTHER CONSULTANT'S DRAWINGS (WHERE SUPPLIED).

REV	DATE	DESCRIPTION
1	30.01.25	FOR TENDER

CLIENT/PROJECT
EUGOWRA POOL REFURBISHMENT
3 OBERON STREET, EUGOWRA

DESIGN **PJL**

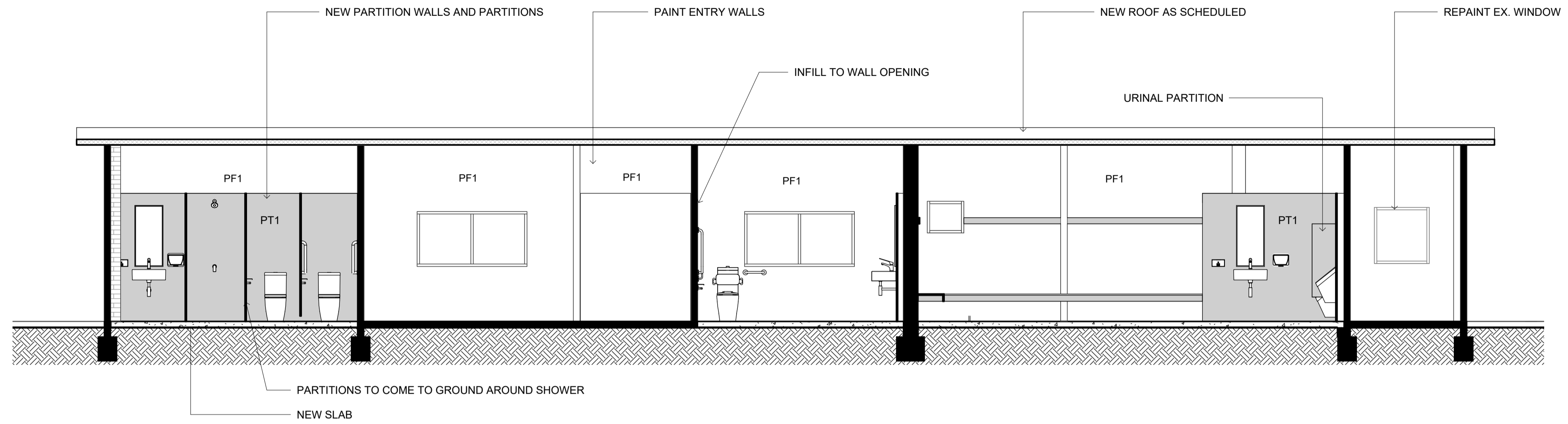
DRAWING TITLE
SECTIONS SHEET 1

SCALE **As indicated**

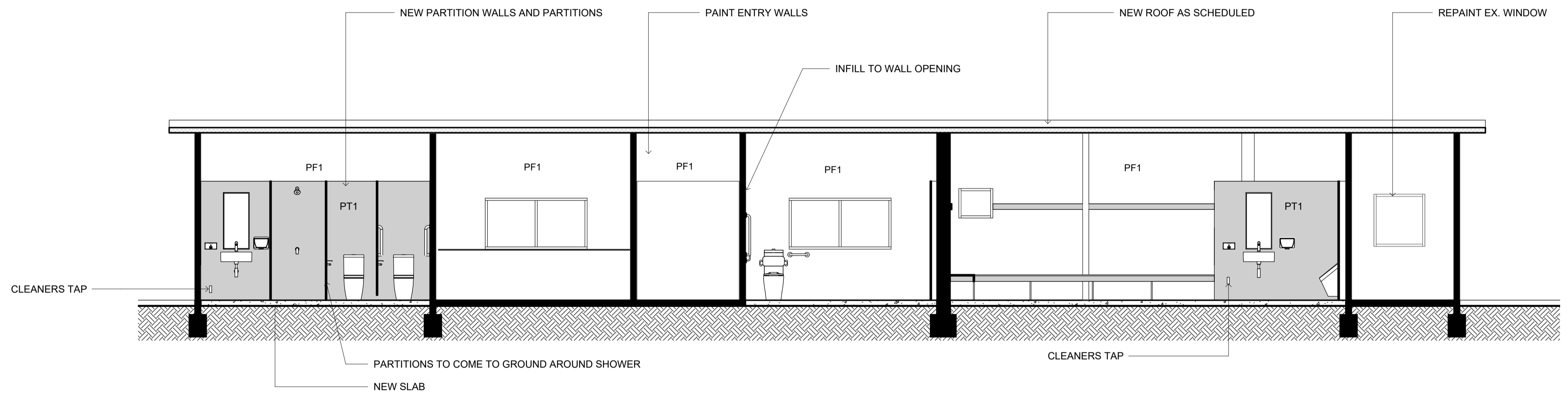
DRG No. **CAP-014**

SHEET **CC30**





1 LONG SECTION I
1 : 50



2 LONG SECTION 2
1 : 50

NOT FOR CONSTRUCTION

MATERIALS	SC STEEL COLUMN	FCL FINISHED CEILING LEVEL ABOVE
AL ALUMINIUM	TIL TILE	FFL FINISHED FLOOR LEVEL
BK BRICK	TS TIMBER SCREEN	(N) NEW
CONC CONCRETE	TVV TIMBER V-JOINT	RL RELATIVE LEVEL
CPT CARPET	WPM WATERPROOF MEMBRANE	SKL SKYLIGHT
CFC COMPRESSED FIBRE CEMENT	MISCELLANEOUS	SRL STRUCTURAL REDUCED LEVEL
CLD CLADDING	AHD AUSTRALIAN HEIGHT DATUM	SWO STORMWATER OUTLET
FC FIBRE CEMENT SHEETING	AH ACCESS HATCH	TME TO MATCH EXISTING
G GLASS	CPD CLIPBOARD	TOW TOP OF WALL
MS MILD STEEL	DP DOWNPIPE	UNO UNLESS NOTED OTHERWISE
MDF MEDIUM DENSITY FIBREBOARD	(E) EXISTING	VOS VERIFY ON SITE
PF PAINT FINISH	EJ EXPANSION JOINT	
PBD PLASTERBOARD	F FIXED	
RF ROOF SHEETING		

DRAFT

ALL DIMENSIONS GIVEN ARE IN MILLIMETRES (UNLESS SHOWN OTHERWISE) & ARE TO BE CHECKED AND VERIFIED PRIOR TO CONSTRUCTION. DO NOT SCALE DRAWINGS FOR DIMENSIONS. DIMENSIONS WITH ASTERISKS ARE APPROXIMATE ONLY AND ARE TO BE CHECKED AND VERIFIED ON SITE PRIOR TO CONSTRUCTION.
ALL WORK SHOWN ON THE DRAWINGS COMPRISING THE SET SHALL COMPLY WITH THE BUILDING CODE OF AUSTRALIA & THE REQUIREMENTS OF RELEVANT AUTHORITIES & THEIR CONDITIONS OF CONSENT.
ALL WORKMANSHIP & MATERIALS SHALL COMPLY WITH THE REQUIREMENTS OF THE RELEVANT AUSTRALIAN STANDARDS.
THIS DRAWING TO BE READ IN CONJUNCTION WITH ALL OTHER DRAWINGS & DOCUMENTATION COMPRISING THE SET INCLUDING THE SPECIFICATION AND OTHER CONSULTANT'S DRAWINGS (WHERE SUPPLIED).

REV	DATE	DESCRIPTION
1	30.01.25	FOR TENDER

CLIENT/PROJECT
**EUGOWRA POOL
REFURBISHMENT**
3 OBERON STREET, EUGOWRA

DESIGN **PJL**

DRAWING TITLE
SECTIONS SHEET 2

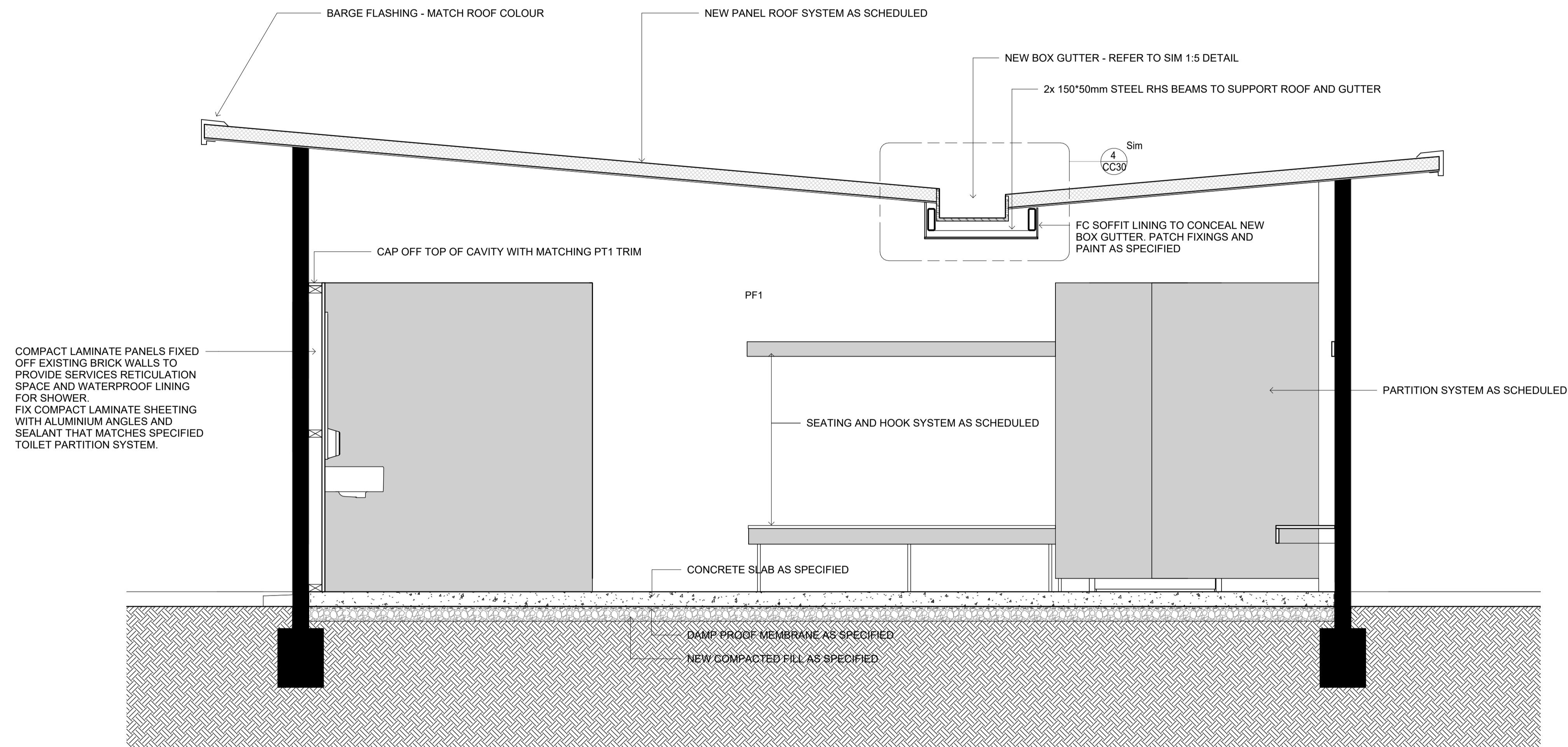
SCALE **1 : 50 @ A1**

PROJECT **CAP-014**

REVISION **1**



N
SHEET
CC31



I DETAIL SECTION
1 : 20

NOT FOR CONSTRUCTION

MATERIALS	SC STEEL COLUMN	FCL FINISHED CEILING LEVEL ABOVE
AL ALUMINIUM	TIL TILE	FFL FINISHED FLOOR LEVEL
BK BRICK	TS TIMBER SCREEN	(N) NEW
CONC CONCRETE	TVV TIMBER V-JOINT	RL RELATIVE LEVEL
CPT CARPET	WPM WATERPROOF MEMBRANE	SKL SKYLIGHT
CFC COMPRESSED FIBRE CEMENT		SRL STRUCTURAL REDUCED LEVEL
CLD CLADDING	MISCELLANEOUS	SWO STORMWATER OUTLET
FC FIBRE CEMENT SHEETING	AHD AUSTRALIAN HEIGHT DATUM	TME TO MATCH EXISTING
G GLASS	AH ACCESS HATCH	TOW TOP OF WALL
MS MILD STEEL	CPD CLIPBOARD	UNO UNLESS NOTED OTHERWISE
MDF MEDIUM DENSITY FIBREBOARD	DP DOWNPIPE	VOS VERIFY ON SITE
PF PAINT FINISH	(E) EXISTING	
PBD PLASTERBOARD	EJ EXPANSION JOINT	
RF ROOF SHEETING	F FIXED	

DRAFT

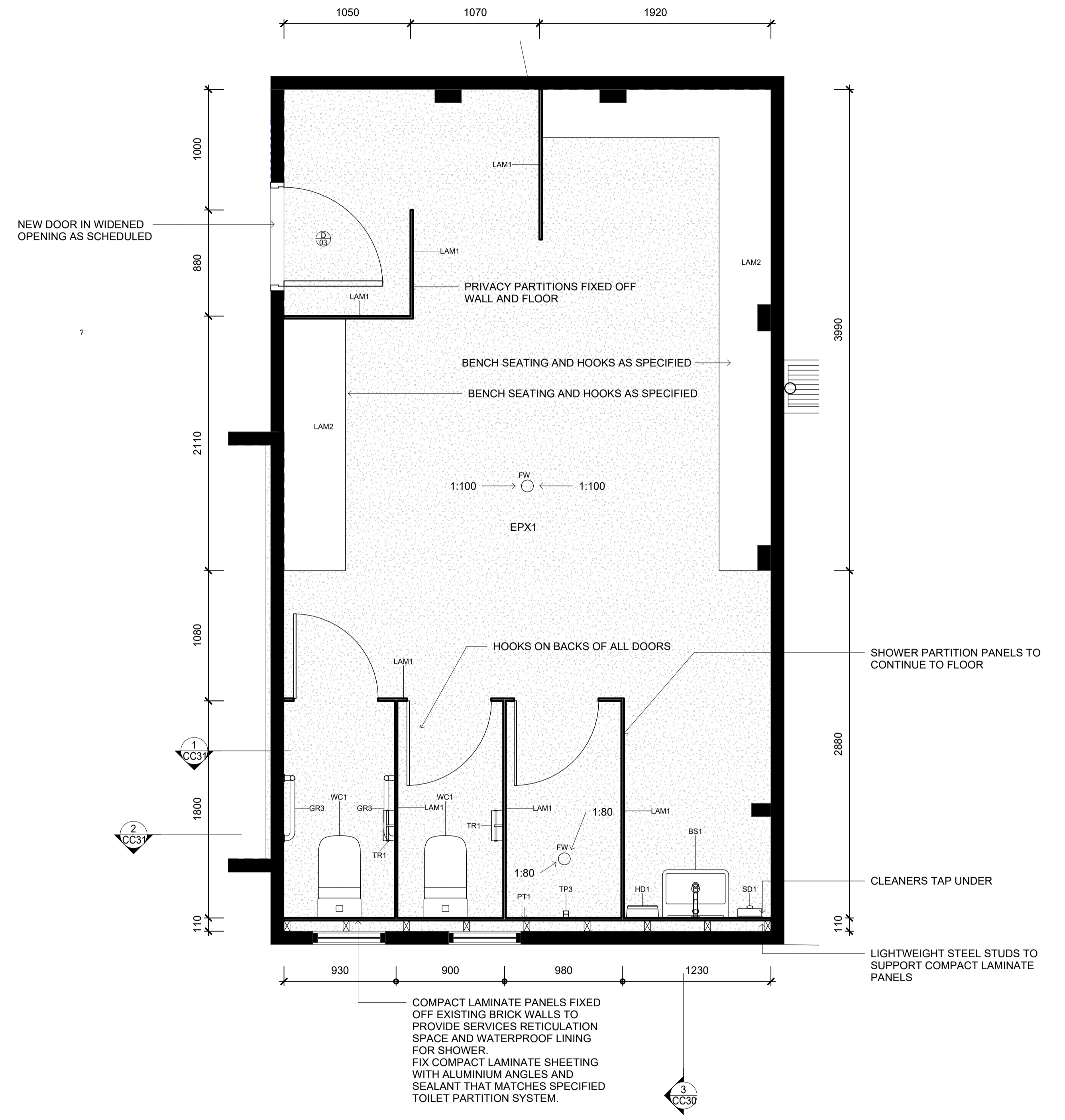
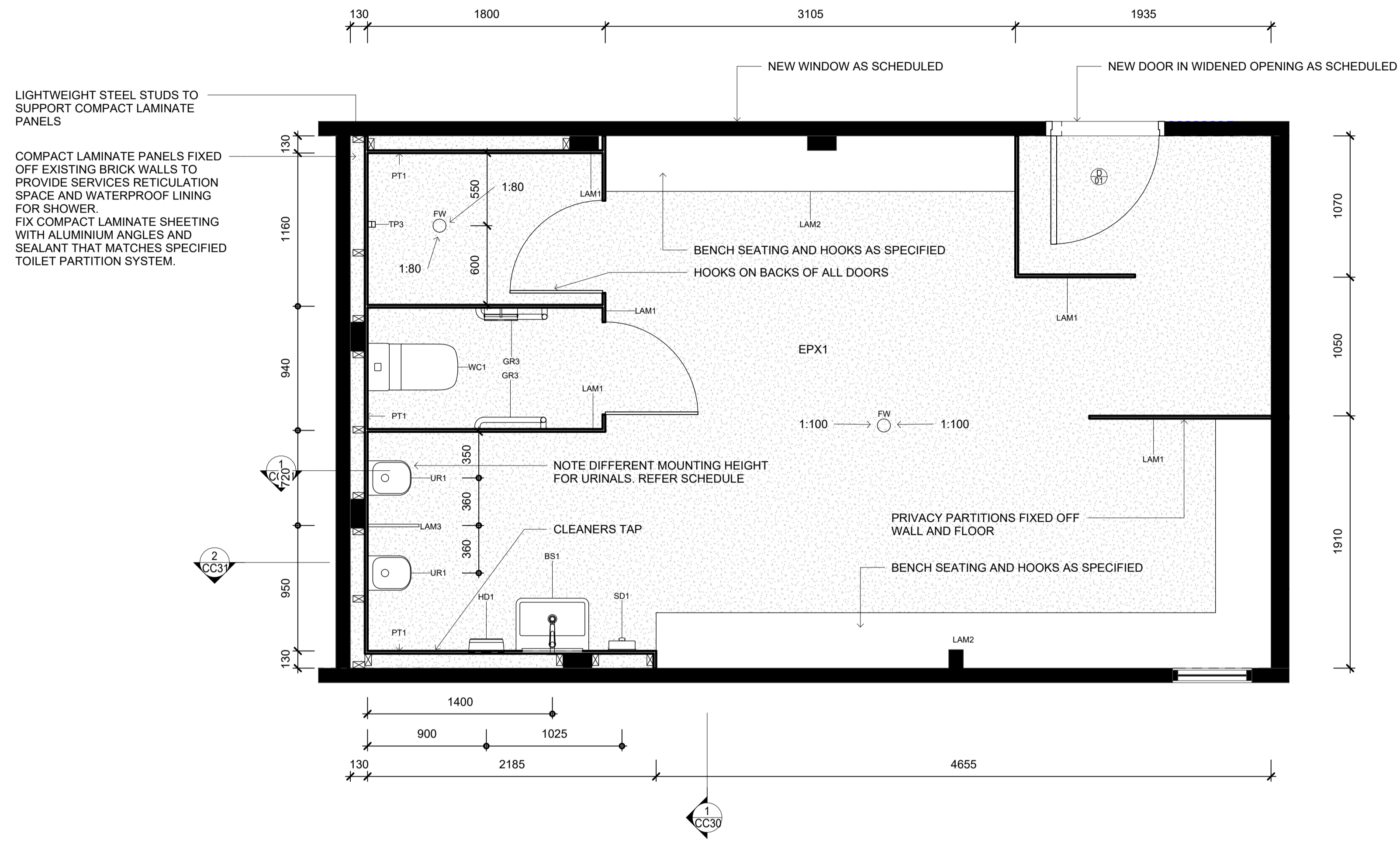
ALL DIMENSIONS GIVEN ARE IN MILLIMETRES (UNLESS SHOWN OTHERWISE) & ARE TO BE CHECKED AND VERIFIED PRIOR TO CONSTRUCTION. DO NOT SCALE DRAWINGS FOR DIMENSIONS. DIMENSIONS WITH ASTERISKS ARE APPROXIMATE ONLY AND ARE TO BE CHECKED AND VERIFIED ON SITE PRIOR TO CONSTRUCTION.
ALL WORK SHOWN ON THE DRAWINGS COMPRISING THE SET SHALL COMPLY WITH THE BUILDING CODE OF AUSTRALIA & THE REQUIREMENTS OF RELEVANT AUTHORITIES & THEIR CONDITIONS OF CONSENT.
ALL WORKMANSHIP & MATERIALS SHALL COMPLY WITH THE REQUIREMENTS OF THE RELEVANT AUSTRALIAN STANDARDS.
THIS DRAWING TO BE READ IN CONJUNCTION WITH ALL OTHER DRAWINGS & DOCUMENTATION COMPRISING THE SET INCLUDING THE SPECIFICATION AND OTHER CONSULTANT'S DRAWINGS (WHERE SUPPLIED).

REV	DATE	DESCRIPTION
1	30.01.25	FOR TENDER

CLIENT/PROJECT	EUGOWRA POOL REFURBISHMENT 3 OBERON STREET, EUGOWRA
DESIGN	PJL
SCALE	1 : 20 @ A1

DRAWING TITLE	DETAIL SECTION
PROJECT	CAP-014
REVISION	1





1 MALE CHANGEROOM DETAIL PLAN
1 : 25

2 FEMALE CHANGEROOM DETAIL PLAN
1 : 25

NOT FOR CONSTRUCTION

MATERIALS	SC	STEEL COLUMN	FCL	FINISHED CEILING LEVEL ABOVE
AL ALUMINIUM	TIL TILE	TILE	FFL FINISHED FLOOR LEVEL	(N) NEW
BK BRICK	TS TIMBER SCREEN	TS TIMBER SCREEN	RL RELATIVE LEVEL	SKL SKYLIGHT
CONC CONCRETE	TVV TIMBER V-JOINT	TVV TIMBER V-JOINT	SRL STRUCTURAL REDUCED LEVEL	SWO STORMWATER OUTLET
CPT CARPET	WPM WATERPROOF MEMBRANE	WPM WATERPROOF MEMBRANE	TME TO MATCH EXISTING	TOW TOP OF WALL
CFC COMPRESSED FIBRE CEMENT	MISCELLANEOUS		UNO UNLESS NOTED OTHERWISE	VOS VERIFY ON SITE
CLD CLADDING	AHD AUSTRALIAN HEIGHT DATUM	AHD AUSTRALIAN HEIGHT DATUM		
FC FIBRE CEMENT SHEETING	AH ACCESS HATCH	AH ACCESS HATCH		
G GLASS	CPD CLIPBOARD	CPD CLIPBOARD		
MS MILD STEEL	DP DOWNPIPE	DP DOWNPIPE		
MDF MEDIUM DENSITY FIBREBOARD	(E) EXISTING	(E) EXISTING		
PF PAINT FINISH	EJ EXPANSION JOINT	EJ EXPANSION JOINT		
PBD PLASTERBOARD	F FIXED	F FIXED		
RF ROOF SHEETING				

DRAFT

ALL DIMENSIONS GIVEN ARE IN MILLIMETRES (UNLESS SHOWN OTHERWISE) & ARE TO BE CHECKED AND VERIFIED PRIOR TO CONSTRUCTION. DO NOT SCALE DRAWINGS FOR DIMENSIONS. DIMENSIONS WITH ASTERISKS ARE APPROXIMATE ONLY AND ARE TO BE CHECKED AND VERIFIED ON SITE PRIOR TO CONSTRUCTION.

ALL WORK SHOWN ON THE DRAWINGS COMPRISING THE SET SHALL COMPLY WITH THE BUILDING CODE OF AUSTRALIA & THE REQUIREMENTS OF RELEVANT AUTHORITIES & THEIR CONDITIONS OF CONSENT.

ALL WORKMANSHIP & MATERIALS SHALL COMPLY WITH THE REQUIREMENTS OF THE RELEVANT AUSTRALIAN STANDARDS.

THIS DRAWING TO BE READ IN CONJUNCTION WITH ALL OTHER DRAWINGS & DOCUMENTATION COMPRISING THE SET INCLUDING THE SPECIFICATION AND OTHER CONSULTANT'S DRAWINGS (WHERE SUPPLIED).

REV	DATE	DESCRIPTION
1	30.01.25	FOR TENDER

CLIENT/PROJECT
EUGOWRA POOL REFURBISHMENT
3 OBERON STREET, EUGOWRA

DESIGN **PJL**

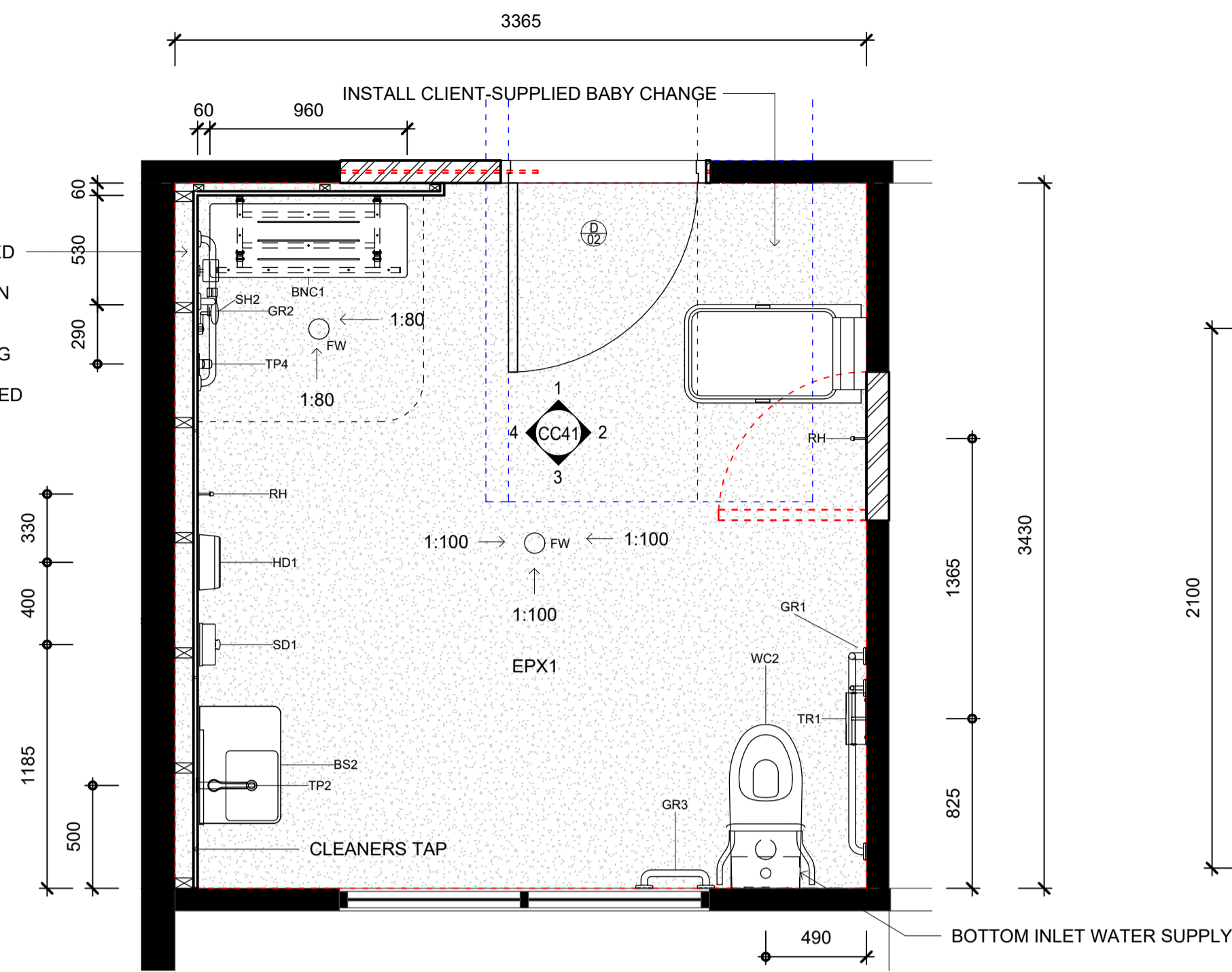
DRAWING TITLE
CHANGEROOM DETAIL PLAN

PROJECT **CAP-014** REVISION **1**

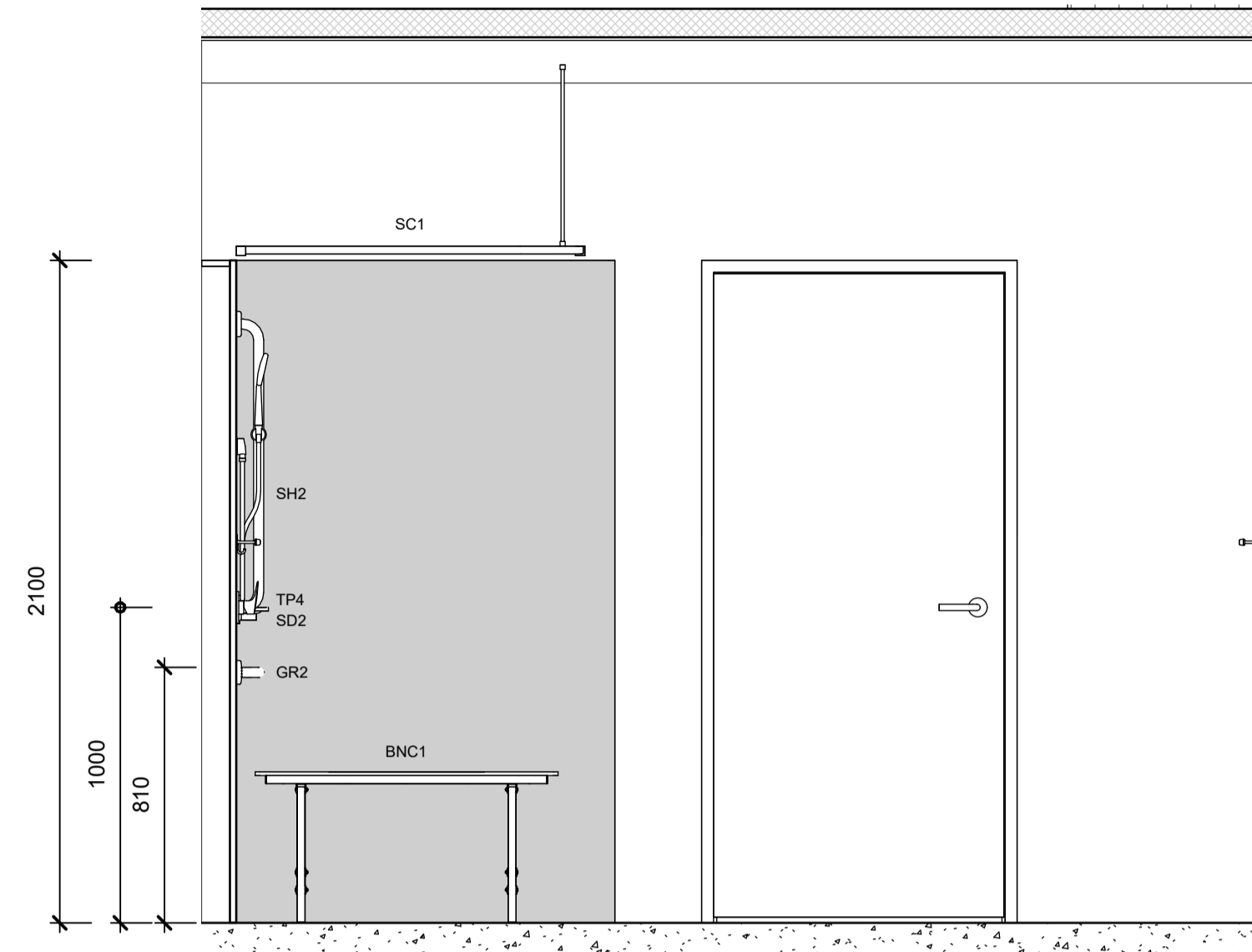
SCALE 1 : 25 @ A1



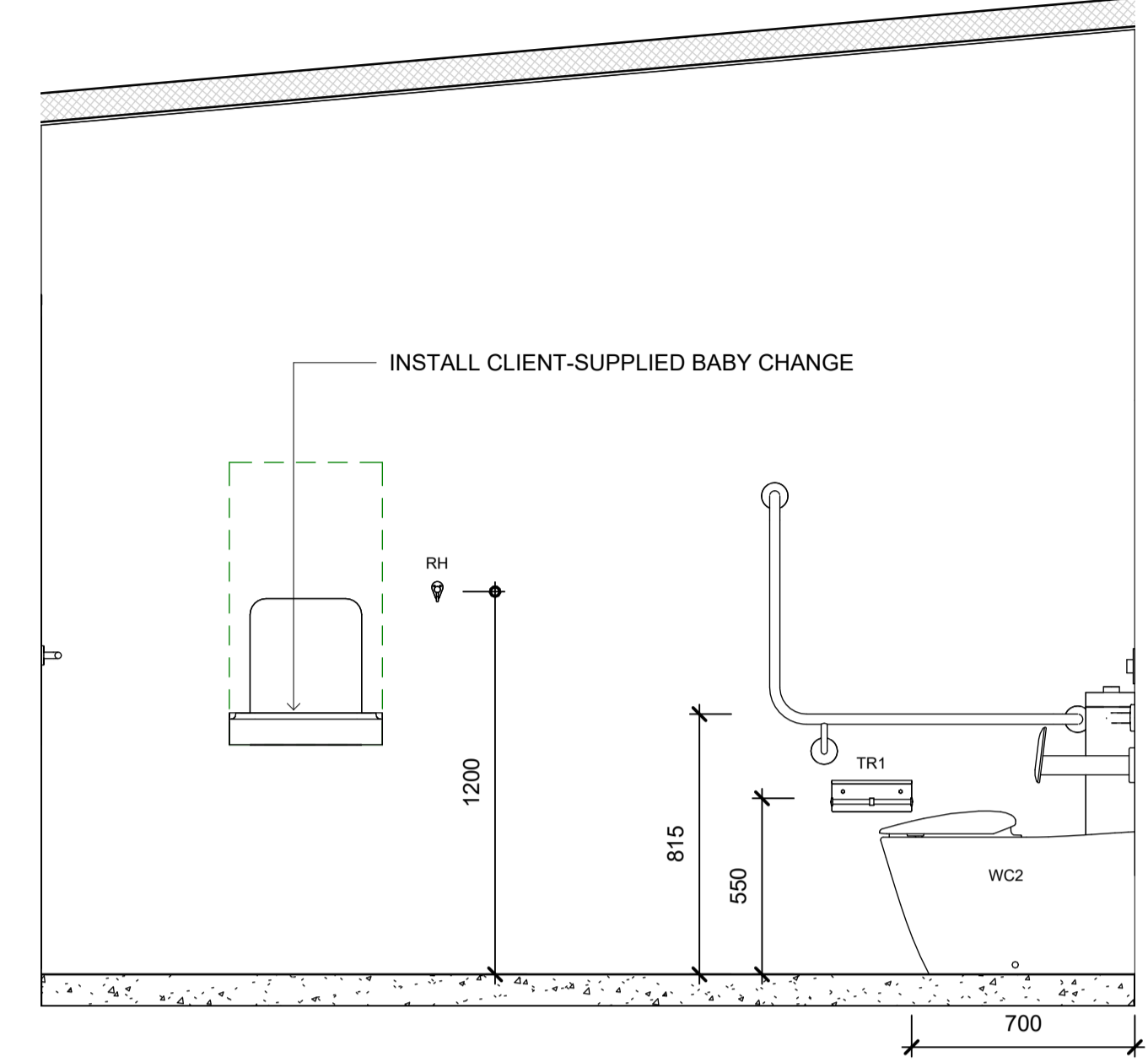
COMPACT LAMINATE PANELS FIXED OFF EXISTING BRICK WALLS TO PROVIDE SERVICES RETICULATION SPACE AND WATERPROOF LINING FOR SHOWER. FIX COMPACT LAMINATE SHEETING WITH ALUMINIUM ANGLES AND SEALANT THAT MATCHES SPECIFIED TOILET PARTITION SYSTEM.



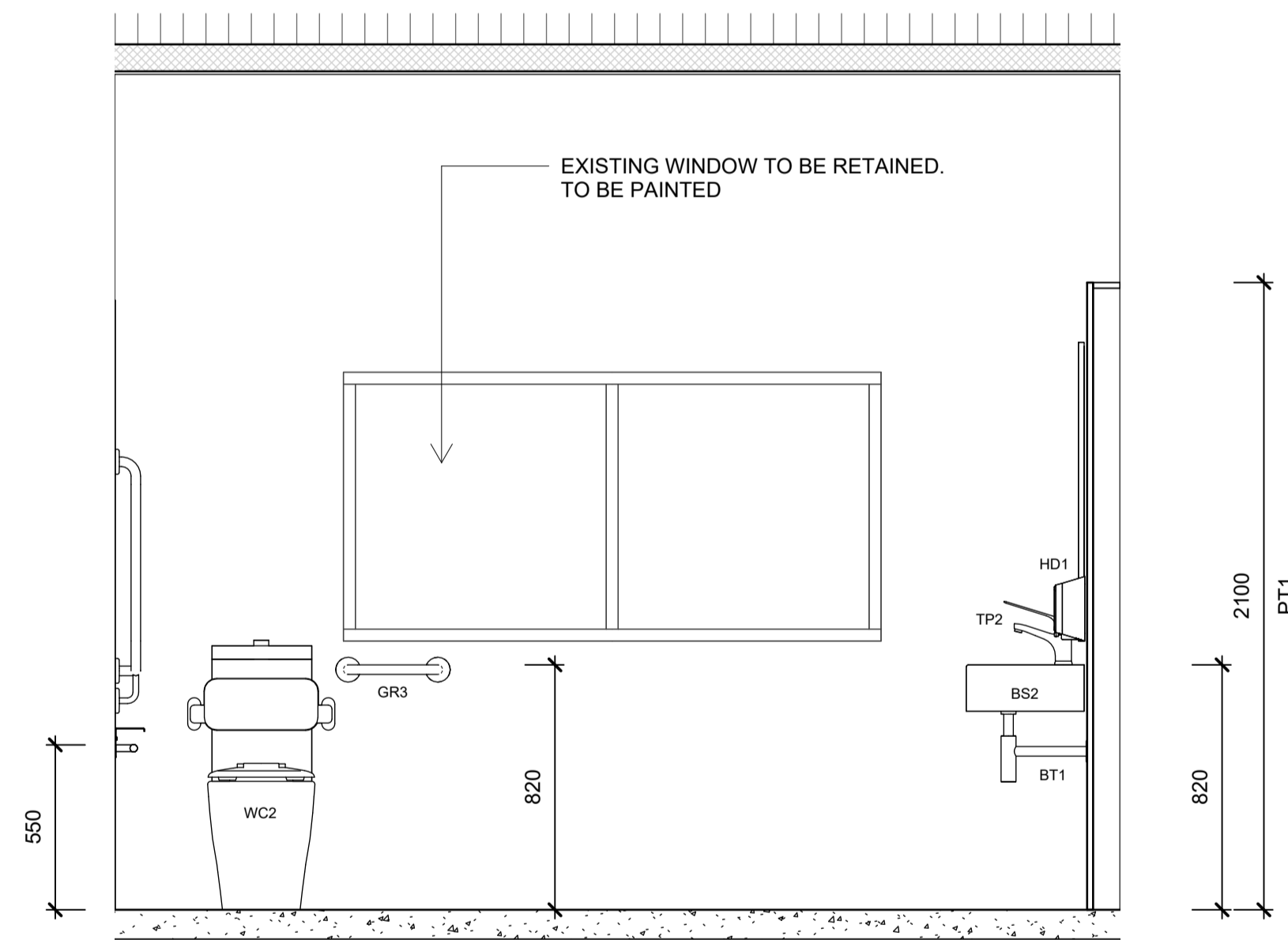
5 ACCESSIBLE CHANGEROOM DETAIL PLAN
1 : 25



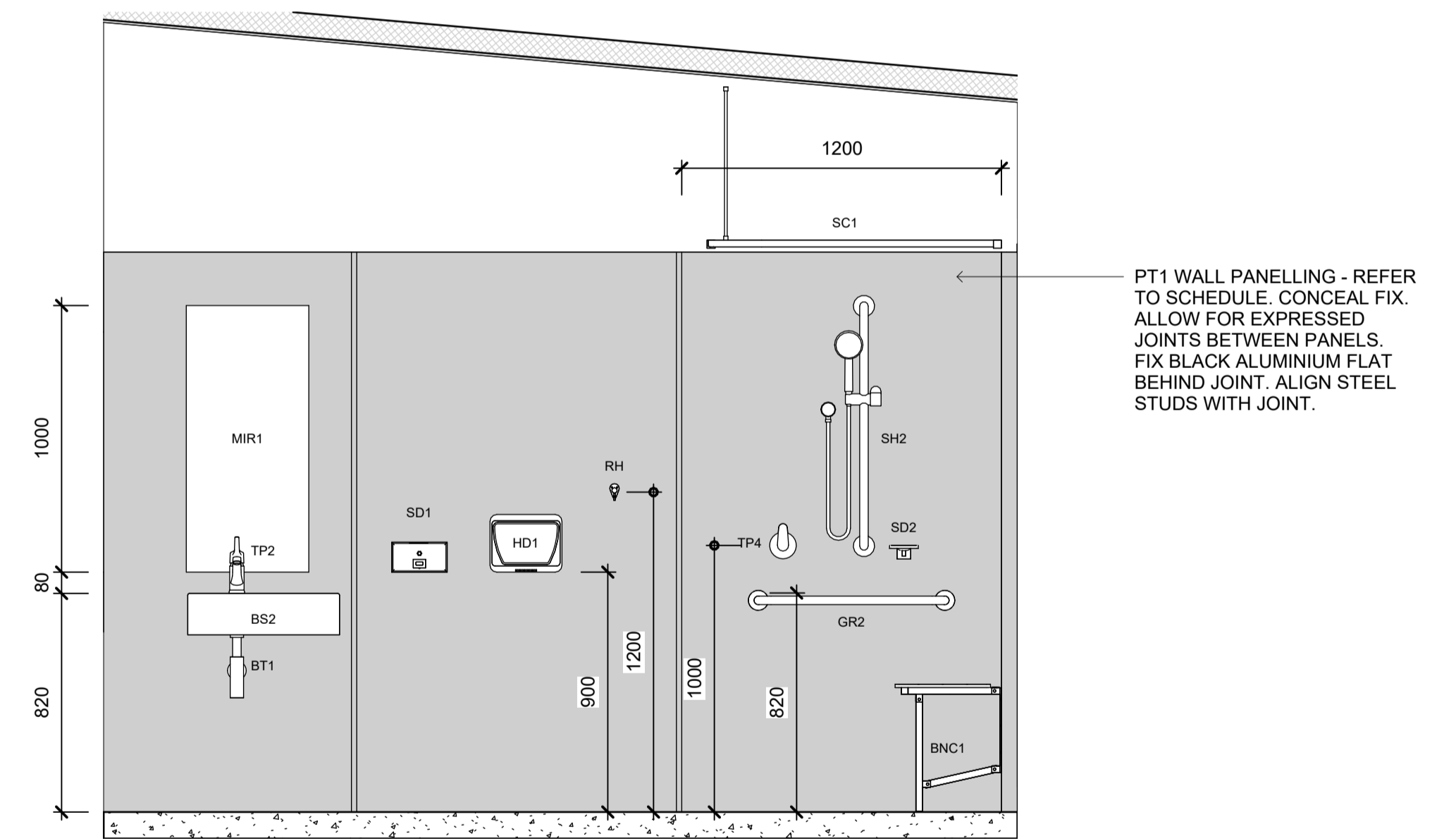
1 ACC CHANGE NORTH ELEVATION
1 : 20



2 ACC CHANGE EAST ELEVATION
1 : 20



3 ACC CHANGE SOUTH ELEVATION
1 : 20



4 ACC CHANGE WEST ELEVATION
1 : 20

NOT FOR CONSTRUCTION

MATERIALS	SC	STEEL COLUMN	FCL	FINISHED CEILING LEVEL ABOVE
AL ALUMINIUM	TIL TILE	TIL TILE	FFL FINISHED FLOOR LEVEL	FFL FINISHED FLOOR LEVEL
BK BRICK	TS TIMBER SCREEN	TS TIMBER SCREEN	(N) NEW	(N) NEW
CONC CONCRETE	TVV TIMBER V-JOINT	TVV TIMBER V-JOINT	RL RELATIVE LEVEL	RL RELATIVE LEVEL
CPT CARPET	WPM WATERPROOF MEMBRANE	WPM WATERPROOF MEMBRANE	SKL SKYLIGHT	SKL SKYLIGHT
CFC COMPRESSED FIBRE CEMENT	MISCELLANEOUS		SRL STRUCTURAL REDUCED LEVEL	SRL STRUCTURAL REDUCED LEVEL
CLD CLADDING	AHD AUSTRALIAN HEIGHT DATUM	AHD AUSTRALIAN HEIGHT DATUM	SWO STORMWATER OUTLET	SWO STORMWATER OUTLET
FC FIBRE CEMENT SHEETING	AH ACCESS HATCH	AH ACCESS HATCH	TME TO MATCH EXISTING	TME TO MATCH EXISTING
G GLASS	CPD CLIPBOARD	CPD CLIPBOARD	TOW TOP OF WALL	TOW TOP OF WALL
MS MILD STEEL	DP DOWNPIPE	DP DOWNPIPE	UNO UNLESS NOTED OTHERWISE	UNO UNLESS NOTED OTHERWISE
MDF MEDIUM DENSITY FIBREBOARD	DP DOWNPIPE	DP DOWNPIPE	VOS VERIFY ON SITE	VOS VERIFY ON SITE
PF PAINT FINISH	(E) EXISTING	(E) EXISTING		
PBD PLASTERBOARD	EJ EXPANSION JOINT	EJ EXPANSION JOINT		
RF ROOF SHEETING	F FIXED	F FIXED		

DRAFT

ALL DIMENSIONS GIVEN ARE IN MILLIMETRES (UNLESS SHOWN OTHERWISE) & ARE TO BE CHECKED AND VERIFIED PRIOR TO CONSTRUCTION. DO NOT SCALE DRAWINGS FOR DIMENSIONS. DIMENSIONS WITH ASTERISKS ARE APPROXIMATE ONLY AND ARE TO BE CHECKED AND VERIFIED ON SITE PRIOR TO CONSTRUCTION.
ALL WORK SHOWN ON THE DRAWINGS COMPRISING THE SET SHALL COMPLY WITH THE BUILDING CODE OF AUSTRALIA & THE REQUIREMENTS OF RELEVANT AUTHORITIES & THEIR CONDITIONS OF CONSENT.
ALL WORKMANSHIP & MATERIALS SHALL COMPLY WITH THE REQUIREMENTS OF THE RELEVANT AUSTRALIAN STANDARDS.
THIS DRAWING TO BE READ IN CONJUNCTION WITH ALL OTHER DRAWINGS & DOCUMENTATION COMPRISING THE SET INCLUDING THE SPECIFICATION AND OTHER CONSULTANT'S DRAWINGS (WHERE SUPPLIED).

REV	DATE	DESCRIPTION
1	30.01.25	FOR TENDER

CLIENT/PROJECT
**EUGOWRA POOL
REFURBISHMENT**
3 OBERON STREET, EUGOWRA

DRAWING TITLE
**ACCESSIBLE
CHANGEROOMS**

DESIGN **PJL** SCALE **As indicated** PROJECT **CAP-014** REVISION **1**



SHEET
CC41